

## Cold, warm, temperate and brackish: Bivalve biodiversity in a complex oceanographic scenario (Uruguay, southwestern Atlantic)\*

Fabrizio Scarabino<sup>1,2,3</sup>, Diego G. Zelaya<sup>4</sup>, J. M. (Lobo) Orensanz<sup>5,\*</sup>, Leonardo Ortega<sup>1</sup>, Omar Defeo<sup>1,3,6</sup>, Evangelina Schwindt<sup>5</sup>, Alvar Carranza<sup>7,2</sup>, Juan Carlos Zaffaroni<sup>2</sup>, Gastón Martínez<sup>1,3</sup>, Víctor Scarabino<sup>2</sup>, and Felipe García-Rodríguez<sup>3,6</sup>

<sup>1</sup>Dirección Nacional de Recursos Acuáticos, Constituyente 1497, Montevideo (11200), Uruguay

<sup>2</sup>Museo Nacional de Historia Natural, CC 399, Montevideo (11000), Uruguay

<sup>3</sup>Centro Universitario Regional Este – CURE, Sede Rocha, Universidad de la República, Rocha, Uruguay

<sup>4</sup>Departamento de Biodiversidad y Biología Experimental, FCEyN–UBA Ciudad Universitaria, Pab. 2, 4to piso, lab. 31 (C1428EHA), CABA, Argentina

<sup>5</sup>Centro Nacional Patagónico (CENPAT-CONICET), Bvd. Brown 2915, Puerto Madryn (U9120ACD), Chubut, Argentina

<sup>6</sup>Facultad de Ciencias, Universidad de la República, Iguá 4225, Montevideo (11400), Uruguay

<sup>7</sup>Centro Universitario Regional Este–CURE, Sede Maldonado, Universidad de la República, Maldonado, Uruguay

Correspondence, Fabrizio Scarabino: fscarabino@cure.edu.uy

\* Deceased in January 5, 2015

**Abstract:** The temperate zone of the southwestern Atlantic Ocean (23–42°S), which includes the Patagonian Shelf Large Marine Ecosystem and the Subtropical Convergence Zone, is one of the most productive areas of the Southern Hemisphere. Key features of this region are a wide continental shelf, the convergence of cold and warm currents, and continental freshwater input of the La Plata River. The Uruguayan marine and estuarine waters are at the core of this zone. The marine and estuarine bivalve fauna of Uruguay has received good attention since the publication of the *Voyage* of Alcide d’Orbigny (1834–1846). Here we provide an overview of taxonomic, faunistic and biogeographic issues, identifying knowledge gaps and highlighting priorities for future research. The main threats for that fauna are discussed, with emphasis on species of current or potential socioeconomic interest. Of the 231 species reported from the area, only four species are strictly estuarine: *Erodona mactroides* Bosc, 1801, *Tagelus plebeius* (Lightfoot, 1786), *Brachidontes darwinianus* (d’Orbigny, 1842) and *Mytella charruana* (d’Orbigny, 1842). All of these have large biomasses, as is also the case for the marine euhaline *Macra isabelleana* d’Orbigny, 1846. A total of 112 deep-sea species (*i.e.*, living deeper than 200 m) are recorded for the region, including almost every known group occurring elsewhere in deep-sea basins, with the exception of sunken wood associated species. Of these, 38 have been recorded only from the Argentine Basin. Some new records are preliminarily reported and discussed, including *Acharax* Dall, 1908 (Solemyidae), *Lucinoma* Dall, 1901, *Graecina* Cosel, 2006 (Lucinidae), and *Callogonia* Dall, 1889 (Vesicomidae), all from the continental slope. A total of 19 warm and warm/temperate bivalve species have their southern distribution boundary in Uruguayan waters associated to warm waters of/or derived from the Brazil Current, including species distributed from the U.S.A. to Uruguay or from southeast Brazil to Uruguay. On the other hand, at least eight exclusively cold-water bivalves exhibit their northernmost distribution boundary off La Plata River; their occurrence there is associated with offshore sub-Antarctic waters. Uruguayan waters represent a critical biogeographical and ecological crossroads because of the complex interaction of currents and water masses. This region is thus particularly well suited as a system for the study of processes underlying biodiversity patterns. Pending challenges in taxonomic and biogeographic research will be successfully addressed only if multinational collaborative initiatives are undertaken in a framework of integrative taxonomy.

**Keywords:** La Plata River, estuary, shelf, deep-sea, biogeography

The temperate zone of the Southwestern Atlantic Ocean (23–42°S), which includes the Patagonian Shelf Large Marine Ecosystem and the Subtropical Convergence Zone, is one of

the most productive areas of the Southern Hemisphere. Key features of this region are a wide continental shelf, the convergence of cold and warm currents, and the continental

---

\* From the Symposium “Bivalvia of the Americas” presented at the 79th Annual Meeting of the American Malacological Society, in conjunction with the Society of Malacology of Mexico, the Latinoamerican Society of Malacology, and the Western Society of Malacologists on June 24–25, 2014 in Mexico City, Mexico. Symposium manuscripts were reviewed and accepted by the Symposium Co-Organizer and Guest Editor, Dr. Diego Zelaya.

freshwater input of the La Plata River (e.g., Bisbal 1995, Acha *et al.* 2004, Piola 2008). Their interaction during millions of years, at least since the Miocene, shaped the biogeography of a region that includes endemic temperate components as well as elements of tropical, subtropical and subantarctic origins (e.g., Carranza *et al.* 2008). The core of this zone (ca. 34°–36° S) has been the center stage of that scenario and matches the Uruguayan marine and estuarine waters (e.g., Palacio 1982 and references therein). Bivalves are major, yet understudied players, well exemplified by large stocks of mytilids, pectinids, mactroideans and venerids (e.g., Penchaszadeh 1979, Orensanz 1986, Walossek 1991, McLachlan *et al.* 1996, Gutiérrez and Defeo 2003, F. Scarabino *et al.* 2006, Morsan 2007, Carranza *et al.* 2009 and references therein). However, most of the information about this fauna, especially when considering non-edible species, remains scarcely documented (e.g., F. Scarabino 2006 and Miloslavich *et al.* 2011).

The marine and estuarine bivalve fauna of Uruguay has received attention since the times of the *Voyage dans l'Amérique Méridionale* (d'Orbigny, 1834–1847). Other outstanding malacologists such as E. A. Smith (1885), H. A. Pilsbry (1897), H. von Ihering (1907), W. H. Dall (1916) and W. H. Marshall (1928), contributed the basis of the current faunistic knowledge. Many of those studies benefitted from the collaboration of the local naturalist F. Felippone. Subsequently, the Argentinean malacologists A. Carcelles (1939, 1941, 1947) and M. Doello-Jurado (1949, 1951) described and discussed several species collected in Uruguayan waters. Almost with the only exception of the catalogue compiled by A. Formica-Corsi (1900–1901), which represents the earliest effort in a Latin-American country to catalogue the entire molluscan fauna, “native” malacology started in the 1950s. Since then, the Uruguayan malacologists L. P. Barattini, M. A. Klappenbach and A. Figueiras (sometimes in collaboration with E. H. Ureta, O. E. Sicardi and V. Scarabino) reported many other species (e.g., Barattini 1951, Barattini and Ureta 1961, Klappenbach 1967, 1968, 1970a, Figueiras 1962, Figueiras and Sicardi 1969, 1980). Klappenbach described several new species (e.g., Klappenbach 1963, 1970b, Klappenbach and V. Scarabino 1969), all still valid. Figueiras and Sicardi (1980) listed most species known to that date from Uruguayan waters, while F. Scarabino (2003) listed all the bivalve species recorded from Uruguayan waters. F. Scarabino *et al.* (2006) provided an updated synthesis on bivalve diversity from the coastline and the inner shelf (down to 50 m depth) and F. Scarabino and Zaffaroni (2004) discussed several species previously reported for that area. To date, there is not a synthesis of the bivalve fauna from the Uruguayan outer shelf (50–200 m). More recently, several Brazilian and Argentinean authors started the revision of southwestern Atlantic bivalves, including material from Uruguayan waters (e.g., Signorelli and Pastorino 2012, Pimenta and Oliveira 2013).

In a series of publications initiated in 1973, J. A. Allen and co-workers (Sanders and Allen 1973, 1977, 1985, Allen and Turner 1974, Oliver and Allen 1980, Allen and Morgan 1981, Allen and Sanders 1982, Allen and Hannah 1989, Payne and Allen 1991, Rhind and Allen 1992, Allen *et al.* 1995, Allen 1998, 2000a, 2000b, 2001, 2004) studied the bivalves collected in deep waters off Uruguay (200 to 5,500 m depth, slope and Argentine Basin) by the R/V *Atlantis II* (1971). Results from those studies were synthesized by Allen and Sanders (1997) and Allen (2008), which also included preliminary records of some previously untreated groups.

This review synthesizes published and unpublished data on marine and estuarine bivalves of Uruguay. Some new records are preliminarily reported and discussed. The current or potential socioeconomic interest of bivalve resources is briefly reviewed. Finally, priorities for future research are identified and highlighted.

## MATERIALS AND METHODS

### Study Area

The area considered includes [i] the Uruguayan coastline influenced by marine waters (Fig. 1), [ii] territorial waters of the La Plata River and inner shelf, [iii] and the Uruguayan Economic Exclusive Zone (UEEZ, Figs. 1 and 2), that extends 200 nautical miles off the Uruguayan coastline. One sampling site that falls some miles outside this zone (station 242 from Cruise 60 of the R/V *Atlantis II*) is included considering the forthcoming enlargement of the UEEZ.

The Uruguayan marine and estuarine coastlines (ca. 500 km, between ca. 33°40'S and 35°S) include sandy beaches interrupted by streams and coastal lagoons (without mangroves) and rocky (mainly metamorphic and igneous) outcrops forming capes. Besides the Port of Montevideo, which is situated in the estuary of the La Plata River and is the largest in the country, a couple of smaller harbors (Punta del Este, La Paloma) are located on the marine coast (Jackson 1988; Fig. 1).

An extended inner shelf (ca. 60 nautical miles wide, Fig. 2) is sedimentologically heterogeneous, with mostly muddy and sandy/shelly deposits and a few, poorly known, rocky outcrops. The outer shelf (> 50 m depth) includes mainly sandy and muddy sand bottoms with very scattered and poorly known rocky outcrops and mounds, which constitute the substrate for colonies of the scleractinian *Lophelia pertusa* (Martins and Corrêa 1996, Carranza *et al.* 2012). The latter occurs mostly in the upper slope, where terraces with muddy deposits and canyons with coarse materials are also observed (Franco-Fraguas *et al.* 2014). Bottoms of the lower slope and abyssal plain of the Argentine Basin are typically composed of mud deposits (Petschik *et al.* 1996).



**Figure 1.** Uruguayan coastline. Marine intrusion can reach up to San José coast. Stars indicates the Port of Montevideo and the Port of La Paloma.

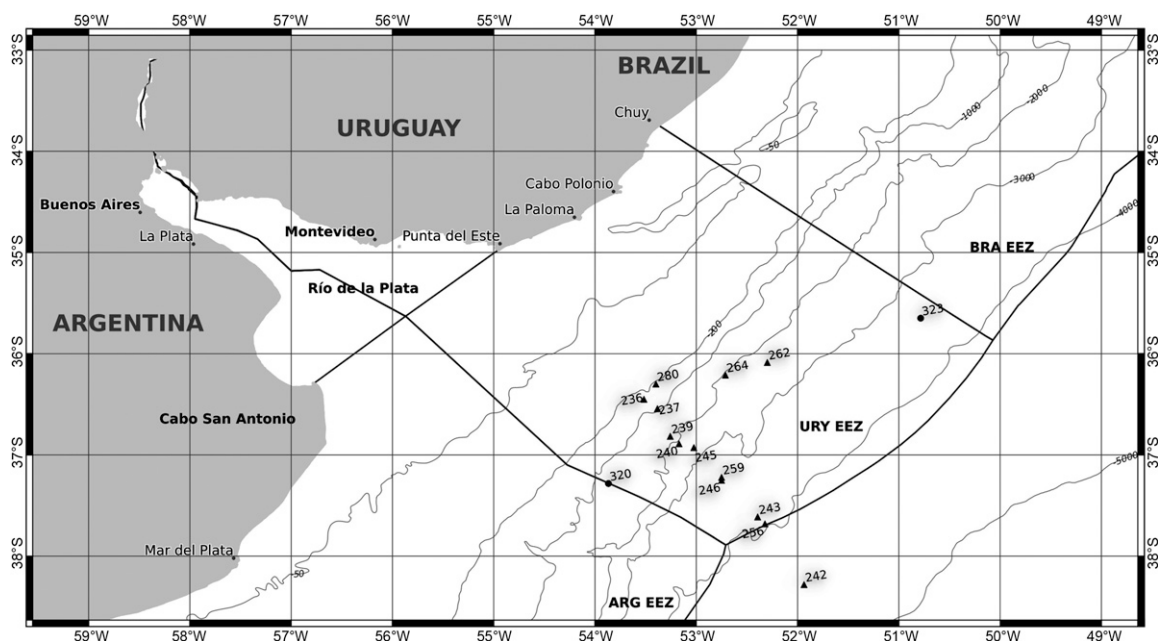
Circulation is complex due to the confluence of warm and cold marine currents, and the freshwater input from the La Plata River estuary (Fig. 3). The warm waters of the Brazil Current (formed by Tropical and South Atlantic Central Waters) flows southwards along the Brazilian and Uruguayan shelf up to 33–36°S, where it turns eastward and converges at about 38°S with the cold northward-flowing Malvinas Current that transports Subantarctic Waters at surface (Saraceno *et al.* 2004), originating the Convergence Zone (Gordon and Greengrove 1986) (Fig. 3). The whole area is characterized by steep fronts in upper waters (< 500 m) (Acha *et al.* 2004, Ortega and Martínez 2007), also influenced by the bottom topography (Franco-Fraguas *et al.* 2014). One of these fronts is formed when Subantarctic Shelf Water and Subtropical Shelf Water converge, generating the Subtropical Shelf Front that can be regarded as an extension of the Malvinas-Brazil Confluence over the shelf (Piola *et al.* 2000) (Fig. 3).

The seasonal cycle of the local wind regime, continental freshwater discharge (mainly from the La Plata River; Ciotti *et al.* 1995, Lima *et al.* 1996, Guerrero *et al.* 1997, Garcia 1998), and migration of the Convergence Zone (Ciotti *et al.* 1995) determine a predominance of cold waters derived from the Malvinas Current during (roughly) winter and warm waters from the Brazil Current during (roughly) the summer

(Lima *et al.* 1996, Garcia 1998, Ortega and Martínez 2007). Although there is a distinct seasonality in the temperature regime in Uruguayan waters, the E and NE areas (depth > 100 m, between ca. 34°30'S–36°S) are influenced by warm waters from Brazil Current permanently (Guerrero *et al.* 2010) (Fig. 3, grey circle).

Diluted waters (salinity < 33.2) dominate the shallow coastal area (< 50 m) but can also be transported offshore and produce a buoyant freshwater layer under extreme continental discharge conditions (Franco-Fraguas *et al.* 2014). This is related to annual changes in the precipitation regime, generally associated with El Niño Southern Oscillation (ENSO) (Cazes-Boezio *et al.* 2003) that modulate interannual variations in precipitation and freshwater discharge.

The upper layer (0–500 m), including the outer continental shelf and slope, is characterized by the occurrence of Tropical Water, Subantarctic Water and South Atlantic Central Water (Ortega and Martínez 2007) (Fig. 4). Temperature of the upper layer can exceed 20 °C (Tropical Water; Emilson 1961, Thomsen 1962) at the surface, and be close to 4 °C near the bottom over the shelf and slope, down ca. 500 m (Subantarctic Water; Thomsen 1962) while the South Atlantic Central Water register temperatures between 18 and 5°C (Emery 2001). Between ca. 500–1,500 m cold waters (2–6 °C) correspond to Antarctic Intermediate Water



**Figure 2.** Uruguayan Economic Exclusive Zone (URY EEZ), indicating the position of the stations sampled by the HMS *Challenger* (circle) and R/V *Atlantis II* (triangle).

(Tomczak and Godfrey 1994). From 1500 m to the abyssal plain, deep and near-bottom waters include Upper Circumpolar Deep Water; North Atlantic Deep Water, Lower Circumpolar Deep Water (Stramma and England 1999, Piola and Matano 2001) and Antarctic Bottom Water (Tomczak and Godfrey 1994) (Fig. 4), where temperature ranges between 1.7 and -0.9 °C (Emery 2001).

### Sources of Information

Sources of information for this study come from new samples obtained from the study area and a compilation of all available literature. Samples collected from 1997 to 2014 on board of the R/V *Aldebaran* (DINARA, Dirección Nacional de Recursos Acuáticos) include more than 200 dredgings (several sizes and types of Piccard and Spatangue dredges, epibenthic sledge and Agassiz trawl) and more than 250 otter-trawl hauls (Engel trawl for fisheries assessment, see Carranza *et al.* 2009) made between 3 and 250 m depth. Samples obtained by the R/V *Miguel Oliver* during a joint Spain-Uruguay campaign in 2010 consisted of 16 dredgings made between 200 and 1,000 m depth, on the Uruguayan slope using a Warén (rock) dredge. Material from these surveys is deposited in the Museo Nacional de Historia Natural (MNHNM), Montevideo, Uruguay. Many microbivalve samples have not been analyzed yet. The museum's collection harbors also abundant materials from shore collections made by members of the Sociedad Malacológica del Uruguay

between 1955 and 1980, and those obtained by us between 1993 and 2014.

## RESULTS

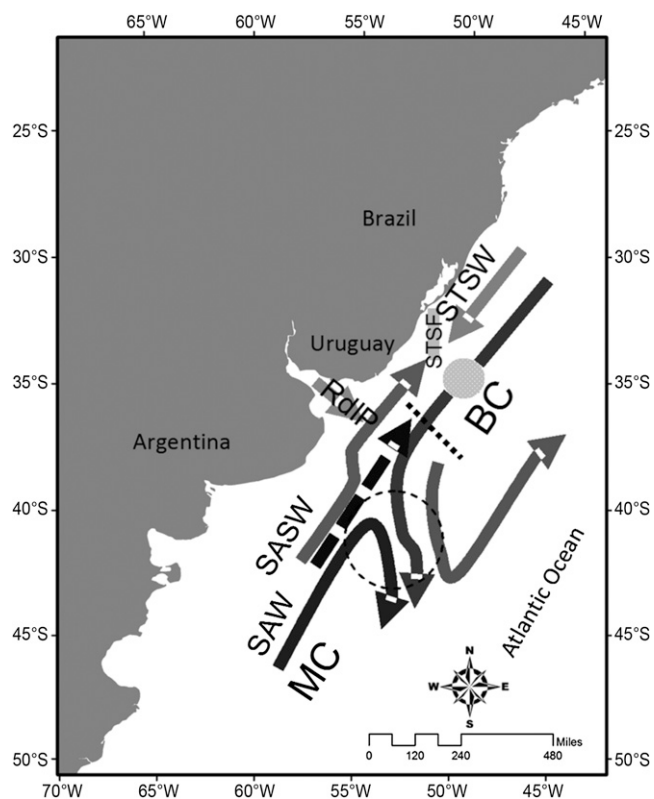
### Biodiversity by major habitats or ecosystems

Based on the updated and revised published records, and the new findings reported here, the Uruguayan marine and estuarine bivalve fauna is represented by a total of 231 species, including five cryptogenic and one non-native species (Supplementary material, SM2; doi: 10.4003/006.033.0205.s1). Species only found in association with floating objects, for which there is no evidence of recruitment in Uruguayan waters, are not considered in that account. Freshwater species such as *Limnoperna fortunei* (Dunker, 1857) (Mytilidae) and *Corbicula fluminea* (Müller, 1774) (Cyrenidae), occurring in a part of the estuarine coast (part of the coast of San José and Montevideo) are also not considered. Below we consider bivalve biodiversity by major habitats or ecosystems, focusing on species that are either abundant or specially related with some depth, current or type of sediment when referring to the marine habitats.

#### Estuarine environments

Only four species are strictly estuarine: *Erodona mactroides*, *Tagelus plebeius*, *Brachidontes darwinianus* and *Mytella*





**Figure 3.** Regional circulation patterns in the Southwestern Atlantic continental shelf, slope and oceanic region, adapted from Matano *et al.* (2010) and Piola *et al.* (2000). The dotted straight line corresponds to the location of the hydrological profile showed in Figure 4. The gray circle depicts the area permanently influenced by warm water, and the dotted circle corresponds to the Malvinas-Brazil Convergence Zone; Malvinas Current (MC); Brazil Current (BC); Subantarctic Water (SAW); Subantarctic Shelf Water (SASW); Río de la Plata (RdIP); Subtropical Shelf Front (STSF); Subtropical Shelf Water (STSW).

*charruana*, while several others are marine eurihaline, as exemplified by *Mactra isabelleana*, *Pitar patagonicus* (d'Orbigny, 1842) [= *Pitar rostratus* (Koch in Philippi, 1844)], *Psammacoma uruguayensis* (E. A. Smith, 1885), *Petricolaria stellae* (Narchi, 1975), *Brachidontes rodriguezii* (d'Orbigny, 1842) and species of *Mytilus* Linnaeus, 1758 (F. Scarabino *et al.* 2006). Coastal lagoons and small estuaries are inhabited by dense populations of the brackish species *E. mactroides* and *T. plebeius*. *Erodona mactroides* also occurs in large subtidal areas of the La Plata River where the eurihaline *Mactra isabelleana* is also present in large concentrations. *Mytella charruana* and *Brachidontes darwinianus* form extensive beds in the subtidal rocky bottoms of the La Plata River estuary (F. Scarabino *et al.* 2006).

#### Coastal and shelf areas- unconsolidated substrates

Marine sandy beaches harbor intertidal populations of *Mesodesma mactroides* Reeve, 1854 and *Donax hanleyanus* Philippi, 1847, and in some cases subtidal populations of *Solen tehuelchus* Hanley, 1842, *Tivela zonaria* (Lamarck, 1818), *Amiantis purpurata* (Lamarck, 1818), *Mactra marplatensis* Doello-Jurado, 1949 and *Mactra isabelleana*. The subtidal *Donax gemmula* Morrison, 1971 only occurs during particularly warm/dry oceanographic/climatic events (Defeo *et al.* 1992, F. Scarabino *et al.* 2006 and references therein).

Inner shelf muddy bottoms are characterized by large concentrations of *Corbula patagonica* (d'Orbigny, 1845), *Pitar patagonicus* and *Ennucula uruguayensis* (E. A. Smith, 1880), but also by the recurrent presence of *Nuculana decora* (A. Adams, 1856), *Malletia subaequalis* (G. B. Sowerby II, 1870), *Psammacoma uruguayensis* and *Periploma compressum* d'Orbigny, 1846 (Cachés 1980, Layerle and V. Scarabino 1984, F. Scarabino *et al.* 2006).

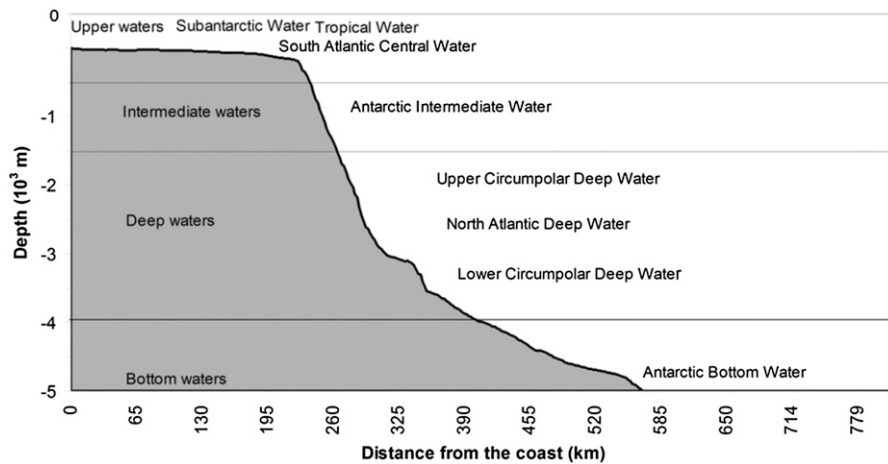
Shelly-coarse sand inner shelf bottoms are typically inhabited by *Glycymeris longior* (G. B. Sowerby I, 1833), *Semele casali* Doello-Jurado, 1949, *Eutivela isabelleana* (d'Orbigny, 1846), *Transenpitar americanus* Doello-Jurado, 1951, *Felaniella vilardeboana* (d'Orbigny, 1846), *Psammotreta brevifrons* (Say, 1834), *Corbula lyoni* Pilsbry, 1897 and *Ennucula puelcha* (d'Orbigny, 1842) (F. Scarabino *et al.* 2006 and references therein).

Fine-medium sandy inner shelf bottoms are mainly inhabited by *Tellina gibber* Ihering, 1907 and *Mactra marplatensis* Doello-Jurado, 1949, while a small to large content of mud in sandy bottoms seems to be a key factor for the presence of a more diverse community of bivalves, in some cases found in sheltered zones (bays), e.g., *Adrana patagonica* (d'Orbigny, 1845), *Raeta plicatella* (Lamarck, 1818), *Macrella janeiroensis* (E. A. Smith, 1915), *Periploma ovatum* d'Orbigny, 1846, *Phycidderma semiaspera* (Philippi, 1836), *Panopea abbreviata* Valenciennes, 1839 and *Trachycardium manueli* (Prado, 1993) (F. Scarabino *et al.* 2006).

Large beds of *Mytilus* sp. develop on muddy sand bottoms, mostly between 35 and 50 m depth, but also occur in shallower and deeper environments (Juanicó and Rodríguez-Moyano 1976, F. Scarabino *et al.* 2006; F. Scarabino pers. obs.).

*Ostrea puelchana* d'Orbigny, 1842 is widely distributed in the inner shelf, developing on small hard microsubstrates both on sandy and muddy sand bottoms (Ranson 1967, F. Scarabino *et al.* 2006, F. Scarabino, pers. obs.).

*Ptereria colymbus* (Röding, 1798) is widely distributed in the outer shelf (although not restricted there), commonly attached to one or several objects/organisms such as polychaete tubes, colonial ascidians and other bivalves (Doello-Jurado 1938, Olivier and V. Scarabino 1972, F. Scarabino *et al.* 2006, Signorelli *et al.* 2013, F. Scarabino, pers. obs.).



**Figure 4.** Hydrographic profile (dotted straight line in Figure 3) and simplified bathymetric location of different water masses present in outer continental shelf, slope and oceanic region of the Uruguayan Economic Exclusive Zone.

Species with high biomasses in the southern part of the outer shelf area are best represented by *Zygochlamys patagonica* (King, 1832) and “*Tindariopsis*” *sulculata* (King, 1832), where *Pandora braziliensis* G. B. Sowerby II, 1874 and *Cyclocardia velutina* (E. A. Smith, 1881) are also recurrent species, although displaying a low biomass (Roux and Bremec 1996, Gutiérrez and Defeo 2003, F. Scarabino pers. obs.). Species with recurrently low biomass occurring in the northern region of the outer Uruguayan shelf include *Nuculana larranagai* Klappenbach and V. Scarabino, 1969, *Dulcina* cf. *lens* (Verrill and Smith [in Verrill]), 1880, *Poromya cymata* Dall, 1890 and *Crassatella uruguayensis* E. A. Smith, 1880 (F. Scarabino pers. obs.).

#### Coastal and shelf areas- epilithic species on consolidated substrates

*Brachidontes rodriguezii* and *Mytilus* sp. form dense banks in the more saline area of the La Plata River estuary, particularly the intertidal zone. Along the Atlantic shores, *Mytilus* sp. occurs mostly subtidally, although some intertidal exposed zones are also dominated by this species (F. Scarabino *et al.* 2006; Orensanz and F. Scarabino, pers. obs.).

*Perna perna* (Linnaeus, 1758), a cryptogenic species in the southwestern Atlantic, forms large subtidal banks along the easternmost Uruguayan coast, but low abundances have been reported as south as Punta del Este. The Uruguayan coast was massively colonized by this species in the late 1950s. Afterwards, *P. perna* almost vanished between the 1970s and 1997, when there was a resurgence of new populations (Orensanz *et al.* 2002, F. Scarabino *et al.* 2006).

Other epilithics include a guild of “nesting” species such as *Sheldonella bisulcata* (Lamarck, 1809), *Paraleptopecten bavayi* (Dautzenberg, 1900), *Hiatella* sp., *Sphenia fragilis*

(H. and A. Adams, 1854), *Musculus viator* (d’Orbigny, 1842), *Entodesma patagonicum* (d’Orbigny, 1846) and, occasionally, *Modiolus carvalhoi* Klappenbach, 1966 (associated with other mytilids) (F. Scarabino *et al.* 2006, Pastorino and Bagur 2011, F. Scarabino pers. obs.).

#### Endolithic species

Mechanical borers are represented by *Petricola dactylus* G. B. Sowerby I, 1823, *Petricolaria stellae* (Petricolinae), *Cyrtopleura lanceolata* (d’Orbigny, 1841), *Pholas campechiensis* Gmelin, 1791, *Barnea lamellosa* (d’Orbigny, 1841) and *Netastoma darwinii* (G. B. Sowerby II, 1849) (Pholadidae), which live mostly in the shallow subtidal zone.

*Petricolaria stellae* is a euryhaline species, with significant populations in the outer estuarine zone of La Plata River (F. Scarabino *et al.* 2006 and references therein).

Chemical borers include *Petricola* cf. *lapicida* (Gmelin, 1791) (Petricolinae, Huber, 2010), *Lithophaga patagonica* (d’Orbigny, 1842) (Mytilidae) and *Lamychaena* cf. *hians* (Gmelin, 1791) (Gastrochaenidae) (F. Scarabino *et al.* 2006 and references therein, see also Simone *et al.* 2015).

#### Wood-borers

Wood-borers were extensively dispersed by vessels since the earliest human ocean expeditions (Carlton 1996). Wood-boring bivalves were intensively studied during the first half of the 20<sup>th</sup> century, mainly by Turner (1966), who deployed test panels around the world<sup>1</sup>. There are few studies dealing with wood borers in the southwestern Atlantic. Six species were identified in Uruguay; however, the taxonomic assignment of some of them is still uncertain. *Teredo navalis* Linnaeus, 1758 is the only species that can be clearly categorized as introduced to Uruguay. It has been observed in ship hulls, on flotsam, or in harbor test panels placed in estuarine and marine areas (Barattini 1951, V. Scarabino and Maytía 1968, Calvo 1984). Other isolated records include cryptogenic species such as *Teredo bartschi* Clapp, 1923 (Calvo 1984, in test panels), *Nausitora fusticulus* (Jeffreys, 1860) (Barattini 1951, as *Bankia brasiliensis* Bartsch, 1922, found in naval constructions), *Bankia fimbriatula* Moll and Roch, 1931 (collected in Montevideo in 1969, MCZ # 356530), and *Bankia*

<sup>1</sup> Unpublished records of species from Uruguay arising from this work are here mentioned, indicating vouchers in Museum of Comparative Zoology (MCZ), Harvard University, Massachusetts, USA.

(*Bankiella gouldi* (Bartsch, 1908) (V. Scarabino and Maytía 1968, on a floating wood; test panels in Montevideo: MCZ # 280028). *Martesia fragilis* Verrill and Bush, 1898 has only been occasionally registered on stranded floating wood (Klappenbach 1967, F. Scarabino and Zaffaroni, pers. obs.).

#### Deep-sea

There are 112 deep-sea species recorded for the study region, including almost every known group occurring elsewhere in deep-sea basins, with the exception of sunken wood associated species (SM 1; doi: 10.4003/006.033.0205.s1). Of these, 38 have been recorded only from the Argentine Basin.

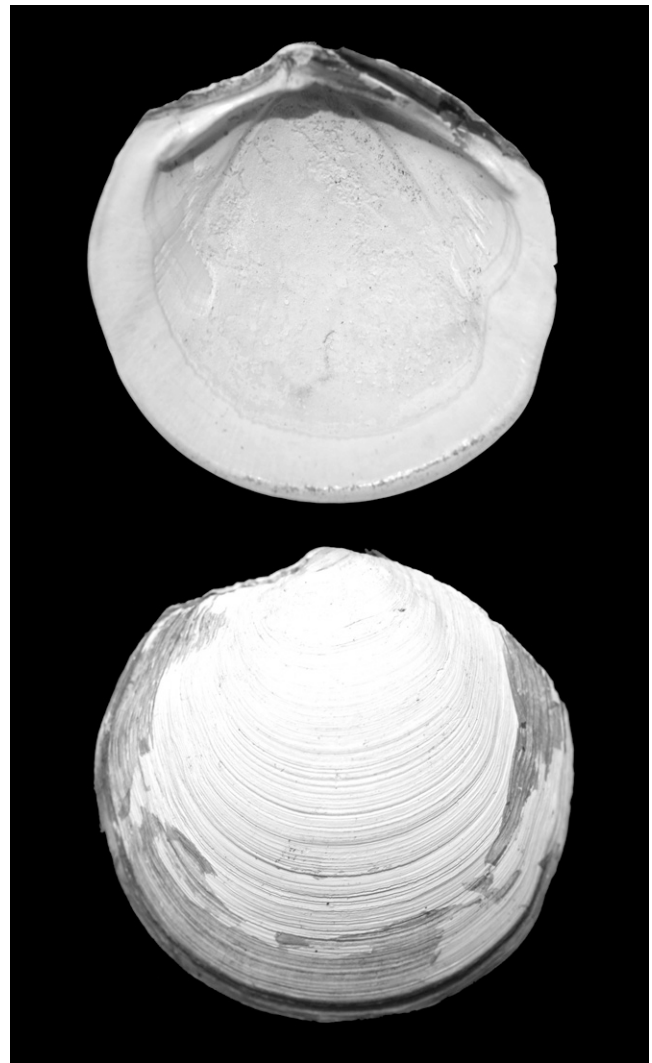
Allen and Sanders (1997) and Allen (2008) suggested a high degree of endemism for the deep-sea bivalves of the Argentine Basin. However, almost none of the described species have been compared with their Magellanic or Antarctic counterparts. This is a significant issue considering the incidence of cold sub-Antarctic and Antarctic waters off La Plata River. In fact, the only comparison along those lines, showed that *Silicula mcalesteri* Sanders and Allen, 1973 and *Silicula patagonica* (Dall, 1908) appear to be synonyms (Sanders and Allen 1973, Dell 1990, Huber 2010).

Among the materials recently collected in a locality with *Lophelia*-reefs and gas seeps, *Callogonia birmani* (Domaneschi and Lopes, 1990) (Vesicomidae) and *Graecina* sp. (Lucinidae) constitute novel additions. The first is missing from most recent assessments of vesicomids (although discussed by Huber 2010), and until now was known only from its type locality, off Paraná (25°40'S), Brazil, 400 m depth (Domaneschi and Lopes 1990).

*Graecina* sp. (Fig. 5) is recorded for the first time from the southwestern Atlantic; the genus is otherwise known from the West coast of Africa (off Angola, 360–367 m depth; *G. karinae* Cosel 2006) and the Caribbean Sea (off Colombia, 366 m depth; *G. colombiensis* Taylor and Glover, 2009) (Cosel 2006, Taylor and Glover 2009). The West African record comes from a habitat similar to the one for which Uruguayan specimens were collected.

*Lucinoma* sp. is widely distributed along the Uruguayan upper slope and, therefore, its presence in the Argentinean and southernmost Brazilian slope is almost certain. Determining the correspondence with other species known from the Magellanic region, *i.e.*, *Lucinoma lamellatum* (E. A. Smith, 1881) (Holmes *et al.* 2005) is difficult due to the great phenotypic variability among members of this genus.

*Acharax* sp. has been found in the lower slope; empty but fresh valves were recovered from the stomach content of the holocephalan *Hydrologus* sp. and entangled in the traps used for the capture of the Patagonian toothfish (*Dissostichus eleginoides*). Previous records of “*Solemya patagonica* E. A. Smith, 1885”, a species of *Acharax* (Barattini 1951, Figueiras and Sicardi 1969) from Uruguayan actually correspond to



**Figure 5.** *Graecina* sp. Uruguayan slope, R/V “Miguel Oliver” cruise URU 01/10, station 1, 35°01’S–52°16’W, 289–277 m, January 17 2010. Length: 30 mm.

*Solemya notialis* Simone, 2009 (F. Scarabino and Zaffaroni, pers. obs.).

#### Patterns of geographic distribution

A number of bivalve species have either their northernmost or southernmost distribution boundary in the Uruguayan coastline or shelf (Table 1). This accounts for the 22.5% (27 species) of the total species recorded from the shelf (120 species). This was early noticed and discussed by Doello-Jurado (1938), Olivier and V. Scarabino (1972), V. Scarabino (1977) and Maytía and V. Scarabino (1979). A total of 19 warm and warm/temperate bivalve species have their southernmost distribution boundary in Uruguayan waters, including

**Table 1.** Species that display the southernmost (S) or northernmost (N) distributional end point in Uruguayan waters. (\*): Species reported here that represent the first record; IS: inner shelf; OS: (northern/southern) outer shelf.

Species	Geographical distribution and bathymetric range	Main references for area/material/occurrence
<i>Ameghinomya antiqua</i> (King, 1832) (Veneridae)	N (Uruguay-Chile), IS and OS	F. Scarabino <i>et al.</i> (2006, isolated localities of the coast); common in areas of the southern sector of the outer shelf; MNHNM
<i>Amygdalum sagittatum</i> (Rehder, 1935) (Mytilidae)	S (U.S.A.-Uruguay), OS	Klappenbach (1975); MNHNM. Rare records from outer shelf sandy bottom.
<i>Antarctolima pygmaea</i> (Philippi, 1845) (Limidae)	N (Uruguay-Chile), OS	Living-collected material at MNHNM: infrequent in the southern sector of the outer shelf. Carcelles (1947), without indication of living/dead status; coastal record of Figueiras and Sicardi (1968) and part of the material in their collections belong to <i>Limatula cf. hendersoni</i> Olsson and McGinty, 1958. Records from southernmost Brazil (Rios 1975) either belong to odd-valves of <i>A. pygmaea</i> or living-collected specimens of <i>Limatula</i> spp. (FS, pers. obs.).
<i>Crassatella uruguayensis</i> E. A. Smith, 1880 (*) (Crassatellidae)	S (Brazil-Uruguay), OS	MNHNM (previous citations unsubstantiated, type locality in South Brazil). Infrequent in the northeastern most outer shelf.
<i>Parvilucina pectinella</i> (C. B. Adams, 1852) (Lucinidae)	S (U.S.A.-Uruguay), IS	F. Scarabino <i>et al.</i> (2006); MNHNM. Rare findings of living specimens, valves common along the Atlantic coast.
<i>Cyclocardia moniliata</i> (Dall, 1903) (Carditidae)	S (Brazil-Uruguay), OS	Güller and Zelaya (2013); MNHNM. See also under <i>C. velutina</i> . Frequent in the northeastern most outer shelf.
<i>Cyclocardia velutina</i> (E. A. Smith, 1881) (*) (Carditidae)	N (Uruguay-Chile), OS	MNHNM, frequent in the southern sector of the outer shelf. Previous report belongs to <i>C. moniliata</i> , Güller and Zelaya (2013).
<i>Donax gemmula</i> Morrison, 1971 (Donacidae)	S (Brazil-Uruguay), IS	F. Scarabino <i>et al.</i> (2006); MNHNM. Only present during particular (warm/dry) oceanographic/climatic events.
<i>Dulcina cf. lens</i> (Verrill and Smith <i>in</i> Verrill, 1880) (*) (Lucinidae)	S (U.S.A.-Uruguay), OS	Figueiras and Sicardi (1980, as <i>Myrtea</i> sp.); MNHNM. Frequent in the northeastern most outer shelf.
" <i>Epicodakia</i> " <i>falklandica</i> Dell, 1964 (Lucinidae)	N (Uruguay-Argentina), OS	Common in areas of the southern sector of the outer shelf; MNHNM
<i>Limopsis hirtella</i> Rochebrune and Mabilie, 1889 (*) (Limopsidae)	N (Uruguay-Chile), OS	MNHNM. Infrequent in the southern sector of the outer shelf.
<i>Lunarca ovalis</i> (Bruguère, 1789) (Arcidae)	S (U.S.A.-Uruguay), IS	F. Scarabino <i>et al.</i> (2006); MNHNM. Isolated specimens in the easternmost coast (Rocha).
<i>Modiolus carvalhoi</i> Klappenbach, 1966 (Mytilidae)	S (Brazil-Uruguay), IS	Zaffaroni (2000), F. Scarabino <i>et al.</i> (2006), Carranza and Borthagaray (2009). Isolated specimens in the easternmost coast (Rocha).
<i>Nuculana larranagai</i> Klappenbach and V. Scarabino, 1969 (Nuculanidae)	S (Brazil-Uruguay), OS	Klappenbach and V. Scarabino (1969); MNHNM. Common in the northeastern most outer shelf.
<i>Paraleptopecten bavayi</i> (Dautzenberg, 1900) (Pectinidae)	S (Caribbean-Uruguay), IS	Klappenbach (1970a), F. Scarabino <i>et al.</i> (2006); MNHNM. Infrequent species in subtidal rocky substrata along the Atlantic coast (Maldonado and Rocha).
<i>Perna perna</i> (Linnaeus, 1758) (Mytilidae)	S (Brazil-Uruguay), IS	Amaro-Padilla (1965), Orensanz <i>et al.</i> (2002), F. Scarabino <i>et al.</i> (2006), Carranza and Borthagaray (2009); MNHNM. Common species in subtidal rocky substrata all along the Atlantic coast (Maldonado and Rocha) but especially in the easternmost part (Rocha).
<i>Pholas campechiensis</i> Gmelin, 1791 (Pholadidae)	S, (U.S.A.-Uruguay), IS	Klappenbach (1967), F. Scarabino <i>et al.</i> (2006); MNHNM. Frequent along the Atlantic coast down to Maldonado Bay.



**Table 1.** (Continued)

Species	Geographical distribution and bathymetric range	Main references for area/material/occurrence
<i>Poromya cymata</i> Dall, 1890(*) (Poromyidae)	S (Brazil-Uruguay), OS	Figueiras and Sicardi (1980, as <i>Poromya</i> sp.); MNHNM. Frequent in the northeastern most outer shelf.
<i>Retrotapes exalbida</i> (Dillwyn, 1817) (Veneridae)	N (Uruguay-Chile), OS	Figueiras and Sicardi (1980). Frequent odd isolated valves with ligament (only a small paired valves) in areas of the southern sector of the outer shelf; MNHNM
<i>Scissula sandix</i> (Boss, 1968)	S (Caribbean-Uruguay), IS	F. Scarabino <i>et al.</i> (2006); MNHNM. Infrequent in the easternmost coast (Rocha).
<i>Semele martinii</i> (Reeve, 1853)	S (Brazil-Uruguay), IS	Klappenbach (1968), F. Scarabino <i>et al.</i> (2006); MNHNM. Isolated worn valves and unique findings of fresh valve/living specimen.
<i>Sheldonella bisulcata</i> (Lamarck, 1819)	S (U.S.A.-Uruguay), IS	F. Scarabino <i>et al.</i> (2006); MNHNM. Common species in subtidal rocky substrata along the Atlantic coast (Maldonado and Rocha).
“ <i>Tindariopsis</i> ” <i>sulculata</i> (Gould, 1852)	N (Uruguay-Chile), OS	Roux and Bremec (1996); MNHNM. Material from Rio Grande do Sul (Brazil) consists in eroded valves (FS, pers. obs.). Dominant species in wide areas of the southern sector of the outer shelf.
<i>Tivela zonaria</i> (Lamarck, 1818)	S (Brazil-Uruguay), IS	F. Scarabino <i>et al.</i> (2006); MNHNM. Common in the easternmost coast (Rocha).
<i>Warrana besnardi</i> (Klappenbach, 1963)	S (Brazil-Uruguay), IS	Layerle and V. Scarabino (1984), F. Scarabino <i>et al.</i> (2006); MNHNM. Valves and living records in the easternmost coast (Rocha).
<i>Zygochlamys patagonica</i> (King, 1832)	N (Uruguay-Chile), OS	Lasta and Zampati (1981), Walossek (1991), Defeo and Brazeiro (1995), Gutiérrez and Defeo (2003), MNHNM. Dominant species in wide areas of the southern sector of the outer shelf.

species distributed from the U.S.A., the Caribbean or from southern Brazil to Uruguay (Table 1). On the other hand, at least eight exclusively cold-water bivalves (including *e.g.*, *Zygochlamys patagonica*, “*Tindariopsis*” *sulculata*, *Cyclocardia velutina* and *Limopsis hirtella* Rochebrune and Mabilie, 1889) exhibit their northernmost distribution boundary off La Plata River; their occurrence there is associated with offshore sub-Antarctic waters. The submergence of these and other Magellanic species off Buenos Aires Province (Argentina) and Uruguay has been documented; some of them being observed in bathyal depths off Uruguay (*e.g.*, Doello-Jurado 1918, C. Monniot and F. Monniot 1983, Carranza *et al.* 2007, 2008, F. Scarabino, pers. obs.).

Several authors have suggested that low salinity and sedimentary input from the La Plata River estuary impose a biogeographic barrier to the distribution of warm, warm/temperate and cold water species (*e.g.*, V. Scarabino 1977, Escofet *et al.* 1979, Maytía and V. Scarabino 1979, Walossek 1991). However, the bottom salinity off La Plata River is not significantly affected even during periods of extreme outflow, *e.g.*, during the El Niño Southern Oscillation warm phase.

Even then, when a buoyant subsuperficial plume of low salinity water could be observed even near the shelf break, near-bottom salinity remains unaffected (Ortega and Martínez 2007, Franco-Fraguas *et al.* 2014). Moreover, the flow of the La Plata River is considerably lowered during dry seasons/periods, which often match with a stronger influence of oceanic warm waters in the coastal zone, allowing/enhancing the sporadic recruitment of warm and warm/temperate species south of the La Plata River (Orensanz *et al.* 2002 and references therein). On the other hand, exceptionally cold oceanographic events also allow northwards dispersion (and even recruitment) of cold water species, as reported by F. Scarabino and Ortega (2004) for *Aulacomya atra* (Molina, 1782).

In a well-documented case, Gutiérrez *et al.* (2008, and references therein) concluded that the northernmost distribution boundary of *Zygochlamys patagonica* (off La Plata River) could be explained by a combination of environmental factors that include: 1) temperatures higher than 9°C (above species tolerance limit, associated with the influence of the Subtropical Water in the Brazil-Malvinas/Falklands Confluence), and 2) food availability (reflected by low

concentrations of chlorophyll). Such environmental windows are likely to constrain the range of other bivalves as well. The prevailing, stressful environmental conditions at the northern edge of the Patagonian scallop range of distribution caused poor and irregular recruitment, low growth rate and high natural mortality, thus suggesting that scallop beds in Uruguayan waters are disjoint “sink” subpopulations (*sensu* Orensanz and Jamieson 1998), connected through pelagic larvae dispersal within a larger metapopulation extending to the south (Gutiérrez and Defeo 2003).

Several warm and warm/temperate species occur along the coast and inner shelf from the U.S.A. or the Caribbean to Golfo San Matías (*e.g.*, *Musculus viator*, *Plicatula gibbosa* Lamarck, 1801, *Pododesmus rudis* (Broderip, 1834) and *Semele proficua* (Pulteney, 1799)), while the distributional range of others stretches from Espírito Santo, Brazil (22°–23°S) to San Matías/Nuevo Gulfs, Argentina (42°–43°S) (*e.g.*, *Macra isabelleana*, *Lithophaga patagonica*, *Barnea lamellosa*). A very low number of cold/temperate species distributed through the coastal and inner shelf from Patagonia reach the southernmost Brazilian coast/Uruguay (*e.g.*, *Netastoma darwinii*, *Petricola dactylus*). Ihering (1907), who strongly influenced South American malacology, recognized the potential importance of the freshwater input of both Amazonas and La Plata River, but also suggested that it would not have a significant impact on the distribution of tropical species. On the contrary, he argued that most cold water species exhibited their distribution boundary at the empties of the Negro River (Gulf of San Matías) and La Plata River.

## DISCUSSION

### Knowledge gaps

#### Taxonomy

Problems concerning Uruguayan bivalve taxonomy are similar to those posed by the fauna from southern Brazil and northern Argentina, and the worldwide issues discussed by Bieler *et al.* (2013). Even the large sized or abundant species found in shallow waters of this region exhibit unaddressed alpha-taxonomy problems, and although some cases have been recently addressed (*e.g.*, Signorelli and F. Scarabino 2010; Trovant *et al.* 2013) these studies (at present) just cover a minor proportion of the total number of species. The clearest example is offered by *Mytilus*, well studied on the southeast Pacific (Chile) but not in the southwestern Atlantic (Uruguay and Argentina). While often referred to as *Mytilus edulis* Linnaeus, 1758 or *Mytilus edulis platensis* d'Orbigny, 1846, its taxonomic status and the eventual genetic correlates of well-differentiated phenotypes (F. Scarabino *et al.* 2006) are still unresolved.

Not a single species occurring in Uruguayan waters has been tested to detect possible cryptic species using molecular information (F. Scarabino *et al.* 2006). Additionally, the tendency to identify species from the South Hemisphere based on North Hemisphere criteria affects many identifications, *e.g.*, of members of *Pododesmus* Philippi, 1837, *Musculus* Röding, 1798, *Psammotreta* Dall, 1900, *Phlyctiderma* Dall, 1899 and *Semele* Schumacher, 1817, among others. In fact, we only formally maintain the local identification of many species, starting to be more conservative (see for instance identification and comments about *Dulcina cf. lens*) with new identifications implying species with large western Atlantic distributions.

Small-sized species (notably microbivalves) remain to be thoroughly studied. This applies not only to poorly known groups, such as the Galeommatoidea and Cyamioidea, but also to other less cryptic but morphologically variable species, such as members of *Hiattella* Bosc, 1801, *Abra* Lamarck, 1818 and the Corbulidae.

#### Geographic, bathymetric and habitat-related coverage

An extensive, deep-water sector of the northern UEEZ remains virtually unexplored (Calliari *et al.* 2003), with just one species, *Pristigloma nitens* (E. A. Smith, 1885), reported by the HMS *Challenger* Expedition from station 323. Hard bottoms located on the outer shelf and slope, remain under-sampled. All dredging performed until now has been hampered by the depth of the dredge cutting edge; dredges specially designed for deep penetration into the sediments have not been used to date.

The La Plata River is expected to contribute an important amount of sunken wood to the sea, but wood-boring bivalves have been only seldom sampled (*e.g.*, Calvo 1984). The presence of wood-associated bivalves (either epibenthic or borers) in bathyal and abyssal depths has not been reported for Uruguayan waters.

Associations between epibiotic bivalves and their potential hosts (as those engaging many galeommatoideans) have not been explored in the region. Large populations of the shallow subtidal stomatopod *Heterosquilla platensis* (Berg, 1900), as well as several species of ghost shrimps Callianassidae (Demicheli and F. Scarabino 2006, F. Scarabino pers. obs.), may represent suitable habitats for minute epibiotic bivalves.

#### Reliability of records

Inferred ranges of geographic or bathymetric distribution of shelly marine invertebrates are distorted by a series of problems, including: unresolved/non-reviewed taxonomy, living/dead status not specified in records, poor quality of data (*e.g.*, records from fishermen) and published information, lack of attention to the local literature, and taxonomic “provincialism”, defined by adherence to regional traditions.

Current biogeographical understanding of southwestern Atlantic bivalves is particularly affected by such problems. This has resulted, for example, in the inclusion in regional check-lists of extant fauna of species that no longer occur in Uruguayan waters. This is the case for the venerids *Anomalocardia flexuosa* (Linnaeus, 1767) (= *Venus brasiliana* Gmelin, 1791) and *Tawera elliptica* (Lamarck, 1818) (= *Venus gayi* Hupé, 1854) (F. Scarabino and Zaffaroni 2004, see Huber 2010). The former is common in Quaternary deposits along the La Plata River and Atlantic coasts of Uruguay (e.g., Martínez *et al.* 2001, F. Scarabino and Zaffaroni, pers. obs.), but isolated valves can be found far from those deposits. The southernmost living records of this species come from Santa Catarina State (Brazil), being absent from (at least) southern Rio Grande do Sul State (Brazil) (F. Scarabino and Zaffaroni, pers. obs.). Odd valves of *T. elliptica* can be found in the outer shelf of Uruguay and southern Brazil. Previous records from that region (both Recent and Quaternary) actually correspond to *Transenpitar americanus* and an unidentified species of *Transenella* (F. Scarabino and Zaffaroni 2004, F. Scarabino and Zaffaroni, pers. obs.).

A different problem relates to extra-littoral records of species that are recorded only occasionally along the coasts of Uruguay and southernmost Brazil, but are reported as residents or in unspecified condition. *Aulacomya atra* (Molina, 1782) and *Gaimardia trapesina* (Lamarck, 1819) constitute good examples. Those two species reach the Uruguayan waters on exceptional occasions, by rafting on kelp adrift, in some cases in the form of empty valves or juveniles (Figueiras 1963, Olivier and V. Scarabino 1972, V. Scarabino 1977, Rios 1975, 1985, F. Scarabino and Ortega 2004). This is also the case of *Brachidontes purpuratus* (Lamarck, 1818), cited by Figueiras and Sicardi (1980) and listed by F. Scarabino (2003). In this context, we highlight that the warm-water species *Martesia fragilis*, *Isognomon bicolor* (C. B. Adams, 1845) and *Pinctada imbricata* Röding, 1798 have only been found on floating objects on the Uruguayan coast (Breves *et al.* 2014; Marques and Breves, 2015; F. Scarabino and Zaffaroni, pers. obs.).

F. Scarabino and Zaffaroni (2004) discussed seven other littoral species that have been considered residents but whose occurrence is not confirmed: *Scapharca brasiliana* (Lamarck, 1819), *Scapharca chemnitzii* (Philippi, 1851), *Iphigenia brasiliana* (Lamarck, 1818), *Eurytellina trinitatis* (Tomlin, 1929), *Eurytellina angulosa* (Gmelin, 1791), *Tellina lineata* Turton, 1819 and *Sphenia hatcheri* Pilsbry, 1899.

Records of several Magellanic species reported by Rios (1975, 1985–basis for latter editions of his books) for Rio Grande do Sul (Brazil) are based on odd valves or specimens provided by fishers, which often constitute unreliable information. The relevance of gathering reliable ecological information supporting taxonomic records is highlighted by the

fact that bivalve diversification seems to be more related to ecological/physiological adaptation than to isolation by geographical barriers (Mikkelsen 2011).

### Threats to biodiversity

F. Scarabino (2004) stressed the difficulty of evaluating the conservation status of the marine and estuarine Uruguayan malacofauna given the paucity of studies on taxonomy, biology and ecology, and the lack of country-wide assessments of anthropic impacts on estuarine, shallow subtidal and rocky habitats. Here we summarize available information on exploited species, mass mortalities, biological invasions and habitat degradation threatening the native bivalve malacofauna.

#### Commercial and recreational extraction

The shallow-water stocks of the mussel *Mytilus* sp. (“mejillón”) and *Mesodesma mactroides* (“almeja amarilla”) have been historically (at least since the decade of 1950) the main bivalves extracted from Uruguayan waters (Amaro-Padilla 1967, Defeo 1989, Defeo *et al.* 1993, Defeo and Riestra 2000). These, together with *Perna perna* (“cholga”) and *Donax hanleyanus* (“berberecho”), are also extracted recreationally (F. Scarabino *et al.* 2006). The latter two are also of extracted for human consumption, but only at a small scale. *Erodona mactroides* (“berberecho de laguna”) is also sporadically extracted (Fabiano and Santana 2006), while *Tagelus plebeius* is mainly harvested and commercialized for bait (F. Scarabino *et al.* 2006).

Long-term, large-scale field experiments have demonstrated a predictable pattern of responses to bivalve extraction. Defeo (1996) showed that elevated harvesting rates applied on the yellow clam *Mesodesma mactroides* in Uruguayan sandy beaches significantly reduce recruitment to the exploitable stock and to the population as a whole, resulting in a declining spawning stock, a decreasing age/size at maturity and a decreasing proportion of older individuals in the catch.

The local industrial extraction of bivalves has been inconstant and directed to *Zygochlamys patagonica* (“vieira patagónica”), *Pitar patagonicus* (= *Pitar rostratus*) (“almeja blanca”) and the inner-shelf stocks of *Mytilus* sp. (“mejillón de profundidad”) (Gutiérrez and Defeo 2003, F. Scarabino *et al.* 2006). Clearly, there is a variety of bivalve resources, some still underexploited, including several sandy-bottom clams, such as *Amiantis purpurata*, *Macra isabelleana*, *Tivela zonaria*, *Eutivela isabelleana*, *Glycymeris longior* and *Solen tehuelchus*. Large stocks of *M. isabelleana* inhabiting the La Plata River remain untouched.

Chronic disturbances resulting from bottom trawling activities can cause large-scale and persistent impacts in bivalve populations, as well as in the habitat and in assemblages associated with bivalve beds. These issues have been

particularly studied in the Patagonian scallop *Zygochlamys patagonica* fishery, where the number of taxa (fish and invertebrates) that comprises the by-catch of the fishery is close to 200 species (Schejter *et al.* 2012). Detrimental effects of fishing can also be exacerbated when they are superimposed on environmental change, irrespective of whether such change is of anthropogenic origin, or not (Ortega *et al.* 2012). As harvesting not only affects the targeted species directly through fishing mortality, but it also has collateral impacts that can alter ecosystem structure and functioning, bivalve fisheries can have impacts disproportionate to their economic value.

#### *Biological invasions*

Biological invasions also may threaten some components of the estuarine bivalve fauna. The Rapa whelk (*Rapana venosa* (Valenciennes, 1846), Muricidae), a large predatory gastropod native of the Western Pacific, is one of the most unwelcome and conspicuous invading mollusks. It was found for the first time in the La Plata River estuary during the 1990s. Although previously reported from the mid portion of the estuary, the Rapa whelk is—as predicted—preying on the mussel beds in outer estuarine coast close to Punta del Este (F. Scarabino *et al.* 2006 and references therein; Carranza *et al.* 2008, 2010). This may further contribute to the ongoing decline of native mussel beds, which have been fully exploited since, at least, 1991. The combined effects of overexploitation and other human-induced impacts (*e.g.*, pollution) may have caused the decline of mussel beds in the area prior to the appearance of the Rapa whelk (Defeo and Riestra 2000).

Bivalves themselves include some of the most aggressive invaders among marine and estuarine organisms. It should not come as a surprise if future research indicated the presence of introduced mussels, eventually hybridizing with native ones.

#### *Habitat degradation*

Lercari and Defeo (2006) summarized the knowledge about the impact of the freshwater discharge coming from an artificial canal discharge (Canal Andreoni) at the sandy beach stretch extending between La Coronilla and Barra del Chuy. This freshwater effluent arising from human activities causes a broader deterioration in the quality of the surrounding habitat, with impacts at various levels of ecological organization, including populations of the bivalves *M. mactroides* and *D. hanleyanus*, which experienced reduced abundance, survival, growth and fecundity rates close to the freshwater discharge (Defeo and de Álava 1995).

#### *Climate variability*

In *Mesodesma mactroides*, mass mortalities sequentially occurred in a north-south direction since 1993 (southern

Brazil) to 2002 (Argentina), including Uruguay, where the most important episode occurred in 1994. These mortalities were mainly observed between late spring and early summer, when these cold-water clams are more sensitive to diseases (Fiori *et al.* 2004). The systematic increase in sea surface water temperature, associated with a southward migration of a critical warm isotherm, has exacerbated the negative influence of warm waters (Ortega *et al.* 2012, Defeo *et al.* 2013). In Uruguay, these mass mortalities have determined fishery closures for almost two decades, without evidence of a strong recovery of the harvestable stock (*i.e.*, adult clams), suggesting that effects of climate variability have swamped management measures directed to rebuild the resource.

#### **Final considerations**

The Uruguayan waters represent a critical biogeographical and ecological crossroad because of the complex interaction of currents and water masses. This region is particularly well-suited as a system for the study of processes underlying biodiversity patterns. The knowledge gaps discussed above constitute important issues for future study. Pending challenges in taxonomic and biogeographic research will be successfully addressed only if multinational collaborative initiatives are undertaken in a framework of integrative taxonomy.

#### **ACKNOWLEDGMENTS**

This work has been supported by the CURE, DINARA and MNHNM. FS is particularly grateful to R. Bird, E. Chiesa, E. Delfino, J. and M. Leguizamón, L. Paesch and P. Puig for their help during sampling carried on R/V *Aldebaran*. He is also grateful to the members of the NGOs *Karumbé* and *InvBiota* for collaboration on coastline fieldwork and laboratory work respectively. G. Lecuona was of great assistance at MNHNM. P. Meneses (formerly at DINARA) is acknowledged for the deep-sea material obtained as by-catch. G. López and S. Horta skillfully and generously produced Figures 1 and 2. The projects “*Ecología y sistemática de recursos pesqueros (invertebrados) en el Atlántico Sudoccidental (ASO; 34°–43°S)*” (MINCYT-MEC) and “*Caracterización del margen continental uruguayo*” (ANCAP-Facultad de Ciencias, UdelaR, Uruguay) contributed to the development of this work.

The bibliographic supply of papers by many colleagues along many years was decisive for our work. In that sense we are particularly grateful to J. A. Allen, R. Bieler, P. Bouchet, E. V. Coan, O. Domaneschi, P. M. Mikkelsen, G. Pastorino, E. C. Rios, and C. Salas. A. Sogaray (DINARA) also provided some important files. Along the years and among others, P. Bouchet, S. Gofas, J. H. Leal, M. G. Harasewych, G. Pastorino, E. C. Rios and K. Way offered valuable insights about several



molluscan issues and access to collections that we acknowledge and were eventually considered in this work.

Three anonymous reviewers and R. Bieler provided detailed revisions and comments that are deeply acknowledged as is the editorial work of C. M. Winters, F. Moretzsohn and P. Valentich-Scott.

Last but not least, FS is especially grateful to Inés Pereyra for her permanent support (¡Gracias linda!).

This work is dedicated by all his coauthors to Lobo Orensanz, a brilliant scientist who inspired many people through his passion in marine biology, with profound concerns in marine biodiversity and conservation. Lobo was an exceptional and generous human being who will be deeply missed by all his colleagues, students, friends and family. Lobo passed away when this manuscript was completed and benefited from his outstanding knowledge, generosity and work capacity.

#### LITERATURE CITED

- Acha E., H. W. Mianzan, R. A. Guerrero, M. Favero, and J. Bava. 2004. Marine fronts at the continental shelves of austral South America. Physical and ecological processes. *Journal of Marine Systems* **44**: 83–105.
- Allen, J. A. 1998. The deep-water species of *Dacrydium* Torell, 1859 (Dacrydiinae: Mytilidae: Bivalvia) of the Atlantic. *Malacologia* **40**: 1–36.
- Allen, J. A. 2000a. An unusual suctorial montacutid bivalve from the deep Atlantic. *Journal of the Marine Biological Association of the United Kingdom* **80**: 827–834.
- Allen, J. A. 2000b. A new deep-sea species of the genus *Neolepton* (Bivalvia; Cyamioidea; Neoleptonidae) from the Argentine Basin. *Malacologia* **42**: 123–129.
- Allen, J. A. 2001. The family Kelliellidae (Bivalvia: Heterodonta) from the deep Atlantic and its relationship with the family Vesicomidae. *Zoological Journal of the Linnean Society of London* **131**: 299–326.
- Allen, J. A. 2004. The recent species of the genera *Limatula* and *Limea* (Bivalvia, Limacea) present in the Atlantic, with particular reference to those in deep water. *Journal of Natural History* **38**: 2591–2653.
- Allen, J. A. 2008. Bivalvia of the deep Atlantic. *Malacologia* **50**: 57–173.
- Allen, J. A. and F. J. Hannah. 1989. Studies on the deep sea Protobranchia: The Subfamily Ledellinae (Nuculanidae). *Bulletin of the British Museum of Natural History (Zoology)* **55**: 123–171.
- Allen, J. A. and R. E. Morgan. 1981. The functional morphology of Atlantic deep water species of the families Cuspidariidae and Poromyidae (Bivalvia): An analysis of the evolution of the septibranch condition. *Philosophical Transactions of the Royal Society of London (Series B)* **294**: 413–546.
- Allen, J. A. and H. L. Sanders. 1973. Studies on deep-sea Protobranchia (Bivalvia); the families Siliculidae and Lametilidae. *Bulletin of the Museum of Comparative Zoology* **145**: 263–310.
- Allen, J. A. and H. L. Sanders. 1982. Studies on deep sea Protobranchia (Bivalvia); the Subfamily Spinulinae (family Nuculanidae). *Bulletin of the Museum of Comparative Zoology* **150**: 1–30.
- Allen, J. A. and H. L. Sanders. 1996. Studies on deep-sea Protobranchia (Bivalvia); the family Neilonellidae and the family Nuculanidae. *Bulletin of the Natural History Museum, Zoology* **62**: 101–132.
- Allen, J. A. and H. L. Sanders. 1997. The zoogeography, diversity and origin of the deep-sea protobranch bivalves of the Atlantic: The epilogue. *Progress in Oceanography* **38**: 95–153.
- Allen, J. A. and J. F. Turner. 1974. On the functional morphology of the family Verticordiidae (Bivalvia) with descriptions of new species from the abyssal Atlantic. *Philosophical Transactions of the Royal Society of London (Series B)* **268**: 401–536.
- Allen, J. A., H. L. Sanders, and F. Hannah. 1995. Studies on the deep-sea Protobranchia (Bivalvia); the Subfamily Yoldiellinae. *Bulletin of the Natural History Museum, Zoology* **61**: 11–90.
- Amaro-Padilla, J. 1965. La familia Mytilidae en el Uruguay (Segunda parte). *Revista del Instituto de Investigaciones Pesqueras* **1**: 323–339. [In Spanish].
- Amaro-Padilla, J. 1967. El mejillón de la Bahía de Maldonado. *Revista del Instituto de Investigaciones Pesqueras* **2**: 81–93. [In Spanish].
- Barattini, L. P. 1951. Malacología uruguaya. Enumeración sistemática y sinónimica de los moluscos del Uruguay. *Publicaciones Científicas del Servicio Oceanográfico y de Pesca* **6**: 179–293. [In Spanish].
- Barattini, L. P. and E. H. Ureta. 1961 (“1960”). *La Fauna de Las Costas del Este (Invertebrados)*. Publicaciones de Divulgación Científica, Museo “Dámaso Antonio Larrañaga”, Montevideo, Uruguay. [In Spanish].
- Bieler, R., P. M. Mikkelsen, and G. Giribet. 2013. Bivalvia—A discussion of known unknowns. *American Malacological Bulletin* **31**: 123–133.
- Bisbal, G. A. 1995. The Southeast South American shelf large marine ecosystem. *Marine Policy* **19**: 21–38.
- Breves, A., F. Scarabino, A. Carranza and V. Leoni. 2014. First records of the non-native bivalve *Isognomon bicolor* (C. B. Adams, 1845) rafting to the Uruguayan coast. *Check-List* **10**: 684–686.
- Cachés, M. A. 1980. Nota sobre la biología de los depósitos fangosos circalitorales frente a Punta del Este, Uruguay. *Boletim do Instituto Oceanográfico de São Paulo* **29**: 73–74. [In Spanish].
- Calliari, D., O. Defeo, G. Cervetto, M. Gómez, L. Giménez, F. Scarabino, A. Brazeiro, and W. Norbis. 2003. Marine life of Uruguay: Critical update and priorities for future research. *Gayana* **67**: 341–370.
- Calvo, G. 1984. Ataques de organismos perforantes a 6 especies de maderas expuestas al medio marino. *Contribuciones (Departamento de Oceanografía, Facultad de Humanidades y Ciencias)* **1**: 1–7. [In Spanish].
- Carcelles, A. R. 1939. *Pectunculus longior* y *Mesodesma mactroides* de la Argentina y Uruguay. *Physis* **17**: 735–743. [In Spanish].
- Carcelles, A. R. 1941. *Pododesmus* de la Argentina y Uruguay. *Physis* **19**: 5–10. [In Spanish].
- Carcelles, A. R. 1947. Notas sobre algunos bivalvos argentinos. *Comunicaciones Zoológicas del Museo de Historia Natural de Montevideo* **2**: 1–10. [In Spanish].

- Carlton, J. T. 1996. Marine bioinvasions: The alteration of marine ecosystems by nonindigenous species. *Oceanography* **9**: 36–43.
- Carranza, A. and A. I. Borthagaray 2009. The brown mussel *Perna perna* in the native mussel beds of Cerro Verde (Uruguay). *Marine Biodiversity Records* **2** doi: <http://dx.doi.org/10.1017/S1755267209000608>
- Carranza, A. O. Defeo, M. Beck, and J. C. Castilla. 2009. Linking fisheries management and conservation in bioengineering species: The case of South American mussels (Mytilidae). *Reviews in Fish Biology and Fisheries* **19**: 349–366.
- Carranza, A., C. de Mello, A. Ligrone, S. González, P. Píriz, and F. Scarabino. 2010. Observations on the ecology and impacts on the invading gastropod *Rapana venosa* in Punta del Este, Maldonado Bay, Uruguay. *Biological Invasions* **45**: 995–998.
- Carranza, A., A. Muñoz-Recio, M. Kitahara, F. Scarabino, L. Ortega, G. López, P. Franco-Fraguas, C. de Mello, J. Acosta, and A. Fontan. 2012. Deep-water coral reefs from the Uruguayan outer shelf and slope. *Marine Biodiversity* **42**: 411–414.
- Carranza, A., F. Scarabino, A. Brazeiro, L. Ortega, and S. Martínez. 2008. Assemblages of megabenthic gastropods from Uruguayan and northern Argentinean shelf: Spatial structure and environmental controls. *Continental Shelf Research* **28**: 788–796.
- Carranza, A., F. Scarabino, L. Ortega, and S. Saucó. 2007. Geographic and bathymetric distribution of *Americominella durartei* (Neogastropoda: Buccinidae), a bathyal species from the Southwestern Atlantic. *Pan-American Journal of Aquatic Sciences* **2**: 255–260.
- Cazes-Boezio, G., A. W. Robertson, and C. R. Mechoso. 2003. Seasonal dependence of ENSO teleconnections over South America and relationships with precipitation in Uruguay. *Journal of Climate* **16**: 1159–1176.
- Ciotti, A. M., C. Odebrecht, G. Fillmann, and O. O. Möller Jr. 1995. Freshwater outflow and subtropical convergence influence on phytoplankton biomass on the southern Brazilian continental shelf. *Continental Shelf Research* **15**: 1737–1756.
- Cosel, R. von. 2006. Taxonomy of tropical West African bivalves. VI. Remarks on Lucinidae (Mollusca, Bivalvia), with description of six new genera and eight new species. *Zoosystema* **28**: 805–851.
- Dall, W. H. 1916. Two new bivalve shells from Uruguay. *The Nautilus* **29**: 112–113.
- Defeo, O. 1989. Development and management of artisan fishery for yellow clam *Mesodesma mactroides* in Uruguay. *Fishbyte* **7**: 21–25.
- Defeo, O. 1996. Experimental management of an exploited sandy beach bivalve population. *Revista Chilena de Historia Natural* **69**: 605–614.
- Defeo, O. and A. Brazeiro. 1995 (“1994”). Distribución, estructura poblacional y relaciones biométricas de la vieira *Zygochlamys patagonica* en aguas uruguayas. *Comunicaciones de la Sociedad Malacológica del Uruguay* **8**: 362–367. [In Spanish].
- Defeo, O. and A. de Alava. 1995. Effects of human activities on long-term trends in sandy beach populations: The wedge clam *Donax hanleyanus* in Uruguay. *Marine Ecology Progress Series* **123**: 73–82.
- Defeo, O., A. de Álava, V. Valdivieso, and J. C. Castilla. 1993. Historical landings and management options for the genus *Mesodesma* in coasts of South America. *Biología Pesquera* **22**: 41–54.
- Defeo, O., M. Castrejón, L. Ortega, A. Kuhn, N. L. Gutiérrez, and J. C. Castilla. 2013. Impacts of climate variability on Latin American small-scale fisheries. *Ecology and Society* **18**: 30.
- Defeo, O. E. Jaramillo, and A. Lyonnet. 1992. Community structure and intertidal zonation of the macroinfauna in the Atlantic coast of Uruguay. *Journal of Coastal Research* **8**: 830–839.
- Defeo, O. and G. Riestra. 2000. El mejillón *Mytilus edulis platensis* en costas del departamento de Maldonado: Propuesta para la ordenación de la pesquería. In: M. Rey, ed., *Recursos Pesqueros no Tradicionales: Moluscos Bentónicos Marinos*. Proyecto URU/92/003. INAPE-PNUD, Montevideo, Uruguay. Pp. 58–72. [In Spanish].
- Dell, R. K. 1990. Antarctic Mollusca with special reference to the fauna of the Ross Sea. *Bulletin of the Royal Society of New Zealand* **27**: 1–311.
- Demicheli, M. and F. Scarabino. 2006. Invertebrados bentónicos de La Paloma (Rocha, Uruguay). In: R. Menafrá, L. Rodríguez-Gallego, F. Scarabino, and D. Conde, eds., *Bases Para la Conservación y el Manejo de la Costa Uruguaya*. Vida Silvestre Uruguay (Sociedad Uruguaya para la Conservación de la Naturaleza), Montevideo, Uruguay. Pp. 523–534. [In Spanish].
- Doello-Jurado, M. 1938. Nuevos datos sobre la fauna marina de la meseta continental de la Argentina y del Uruguay. *Physis* **12**: 279–292. [In Spanish].
- Doello-Jurado, M. in A. R. Carcelles. 1949. Dos nuevas especies de bivalvos marinos. *Comunicaciones Zoológicas del Museo de Historia Natural de Montevideo* **3**: 1–8. [In Spanish].
- Doello-Jurado, M. in A. R. Carcelles. 1951. *Sunetta americana* n. sp. (Lamellibranchia-Veneridae). *Physis* **20**: 249–251.
- Domaneschi, O. and S. G. C. Lopes. 1990. *Calyptogena birmani*, a new species of Vesicomidae (Mollusca-Bivalvia) from Brazil. *Malacologia* **31**: 363–370.
- Emery, W. J. 2001. Water types and water masses. In: J. H. Steele, S. A. Thorpe, and K. K. Turekian, eds. *Encyclopedia of Ocean Sciences*, 4. San Diego, California. Pp. 3179–3187.
- Emilson, I. 1961. The shelf and coastal waters off southern Brazil. *Boletim do Instituto Oceanográfico da Universidade de São Paulo* **11**: 101–112.
- Escofet, A., N. Gianuca, S. Maytía, and V. Scarabino. 1979. *Playas Arenosas del Atlántico Sudoccidental entre los 29° y 43° S: Consideraciones Generales y Esquema Biocenoalógico*. Memorias del Seminario sobre Ecología Bentónicas y Sedimentación de la Plataforma Continental del Atlántico Sur. UNESCO ORCYT. Pp. 245–258. [In Spanish].
- Fabiano, G. and O. Santana. 2006. Las pesquerías de las lagunas costeras salobres de Uruguay. In: R. Menafrá, L. Rodríguez-Gallego, F. Scarabino, and D. Conde, eds., *Bases para la Conservación y el Manejo de la Costa Uruguaya*. Vida Silvestre Uruguay (Sociedad Uruguaya para la Conservación de la Naturaleza), Montevideo, Uruguay. Pp. 557–565. [In Spanish].
- Figueiras, A. 1962. Sobre nuevos hallazgos de moluscos subfósiles de la Transgresión Querandina. *Comunicaciones de la Sociedad Malacológica del Uruguay* **1**: 53–68. [In Spanish].
- Figueiras, A. 1963. Nota sobre la presencia de *Gaimardia trapezina* (Lamarck) (Mollusca, Pelecypoda) en la costa oceánica uruguaya.

- Comunicaciones de la Sociedad Malacológica del Uruguay* 1: 125–126. [In Spanish].
- Figueiras, A. and O. E. Sicardi. 1968. Catálogo de los moluscos marinos del Uruguay (Parte II). *Comunicaciones de la Sociedad Malacológica del Uruguay* 2: 255–273. [In Spanish].
- Figueiras, A. and O. E. Sicardi. 1969. Catálogo de los moluscos marinos del Uruguay (Parte III). *Comunicaciones de la Sociedad Malacológica del Uruguay* 2: 355–376. [In Spanish].
- Figueiras, A. and O. E. Sicardi. 1980 (“1979”). Catálogo de los moluscos marinos del Uruguay. Parte X. Revisión actualizada de los moluscos marinos del Uruguay con descripción de las especies agregadas. Sección I - Polyplacophora - Scaphopoda - Bivalvia. *Comunicaciones de la Sociedad Malacológica del Uruguay* 5: 107–157. [In Spanish].
- Fiori, S., V. Vidal-Martínez, R. Simá-Álvarez, R. Rodríguez-Canul, M. L. Aguirre-Macedo, and O. Defeo. 2004. Field and laboratory observations of the mass mortality of the yellow clam *Mesodesma mactroides* in South America: The case of Isla del Jabalí, Argentina. *Journal of Shellfish Research* 23: 451–455.
- Formica-Corsi, A. 1900–1901. Moluscos de la República Oriental del Uruguay. *Anales del Museo Nacional de Montevideo* 2: 293–525.
- Franco-Fraguas, P., L. Burone, M. Mahiques, L. Ortega, C. Urien, A. Muñoz, G. López, Y. Marin, A. Carranza, N. Lahuerta, and C. de Mello. 2014. Hydrodynamic and geomorphological controls on surface sedimentation at the Subtropical Shelf Front/Brazil–Malvinas Confluence transition off Uruguay (Southwestern Atlantic Continental Margin). *Marine Geology* 349: 24–36.
- García, C. A. E. 1998. Oceanografía física. In: U. Seeliger, C. Odebrecht, and J. P. Castello, eds., *Os Ecossistemas Costeiro e Marinho do Extremo Sul do Brasil*. Ecoscientia. Rio Grande, Brazil. Pp. 104–106. [In Portuguese].
- Gordon, A. L. and C. L. Greengrove. 1986. Geostrophic calculations of the Brazil-Falkland confluence. *Deep Sea Research, Part A* 33: 573–585.
- Guerrero, R. A., E. M. Acha, M. B. Framiñan, and C. A. Lasta. 1997. Physical Oceanography of the Río de la Plata estuary, Argentina. *Continental Shelf Research* 17: 727–742.
- Guerrero, R. A., A. R. Piola, G. N. Molinari, A. P. Osiroff, and S. I. Jáuregui. 2010. *Climatología de temperatura y salinidad en el Río de la Plata y su Frente Marítimo. Argentina-Uruguay*. Instituto Nacional de Investigación y Desarrollo Pesquero, Mar del Plata, Argentina. [In Spanish].
- Güller, M. and D. G. Zelaya. 2013. The Families Carditidae and Condylocardiidae in the Magellan and Perú–Chile provinces (Bivalvia: Carditoidea). *Zootaxa* 3682: 201–239.
- Gutiérrez, N. and O. Defeo. 2003. Development of a new scallop *Zygochlamys patagonica* fishery in Uruguay: Latitudinal and bathymetric patterns in biomass and population structure. *Fisheries Research* 62: 21–36.
- Gutiérrez, N. L., A. Martínez, and O. Defeo. 2008. Identifying environmental constraints at the edge of a species’ range: Scallop *Psychrochlamys patagonica* in the SW Atlantic Ocean. *Marine Ecology Progress Series* 353: 147–156.
- Holmes, A. M., P. G. Oliver, and J. Sellanes. 2005. A new species of *Lucinoma* (Bivalvia: Lucinoidea) from a methane gas seep off the southwest coast of Chile. *Journal of Conchology* 38: 673–681.
- Huber, M. 2010. *Compendium of Bivalves. A Full-color Guide to 3,300 of the World’s Marine Bivalves. A Status on Bivalvia After 250 Years of Research*. ConchBooks, Hackenheim, Germany.
- Ihering, H. von. 1907. Les mollusques fossiles du Tertiaire et du Crétacé Supérieur de l’Argentine. *Anales del Museo Nacional de Buenos Aires*, 7 (3 Série): i–xiii + 1–611, 18 láms. [In French].
- Jackson, M. 1988. Uruguay. In: H. J. Walker, ed., *Artificial Structures and Shorelines*. Kluwer Academic Publishing, Dordrecht, The Netherlands. Pp. 701–708.
- Juanicó, M. and M. Rodríguez-Moyano. 1976 (“1975”). Composición faunística de la comunidad de *Mytilus edulis platensis* d’Orbigny, 1846, ubicada a unas 55 millas al SE de La Paloma. *Comunicaciones de la Sociedad Malacológica del Uruguay* 4: 113–116. [In Spanish].
- Klappenbach, M. A. 1963. Sobre *Cuna* (Moll. Pelecypoda) y géneros relacionados en el Atlántico y costa de Africa del Sur. *Boletim do Instituto Oceanográfico de São Paulo* 12: 11–19. [In Spanish].
- Klappenbach, M. A. 1967. La familia Pholadidae en aguas uruguayas, con la mención de *Martesia* (*Martesia*) *fragilis* Verrill and Bush (1890) para la malacofauna de nuestro país. *Revista del Instituto de Investigaciones Pesqueras* 2: 163–168. [In Spanish].
- Klappenbach, M. A. 1968. *Semele martinii* (Reeve, 1853) of Southern Brazil and Uruguay. *The Veliger* 10: 274.
- Klappenbach, M. A. 1970a. Notas malacológicas, II. *Comunicaciones Zoológicas del Museo de Historia Natural de Montevideo* 10: 1–7. [In Spanish].
- Klappenbach, M. A. 1970b. Nueva especie de *Pleuromeris* (Pelecypoda, Carditidae) obtenida en la costa atlántica de Uruguay. *Journal de Conchyliologie* 108: 35–38. [In Spanish].
- Klappenbach, M. A. 1975. El género *Amygdalum* Megerle von Mühlfeld, 1811 en aguas brasileñas (Moll.: Pelec.: Mytilidae). *Arquivos do Museu Nacional* 55: 75–77. [In Spanish].
- Klappenbach, M. A. and V. Scarabino. 1969 (“1968”). Los géneros *Nuculana* Link, 1807 y *Adrana* H. and A. Adams, 1858 (Moll. Pelecypoda) en aguas atlánticas sudamericanas, con descripción de una nueva especie. *Revista del Instituto de Investigaciones Pesqueras* 2: 237–247. [In Spanish].
- Lasta, M. and E. Zampatti. 1981. Distribución de capturas de moluscos bivalvos de importancia comercial en el mar argentino. Resultados de las campañas de los B/I ‘Walther Herwig’ y ‘Shinkai Maru’, años 1978 y 1979. Mar del Plata, Argentina: *INIDEP, Contribución* 383: 129–135. [In Spanish].
- Layerle, C. and V. Scarabino. 1984. Moluscos del frente marítimo uruguayo entre los 9 y 78 m de profundidad: Análisis bioecológico. *Contribuciones (Departamento de Oceanografía, Facultad de Humanidades y Ciencias)* 1: 1–17. [In Spanish].
- Lercari, D. and O. Defeo. 2006. Efectos del Canal Andreoni en playas de Rocha: Deterioro ambiental y su efecto en la biodiversidad. In: R. Menafrá, L. Rodríguez-Gallego, F. Scarabino, and D. Conde, eds., *Bases para la conservación y el manejo de la costa uruguaya*. Vida Silvestre Uruguay (Sociedad Uruguaya para la Conservación de la Naturaleza), Montevideo, Uruguay. Pp. 631–636. [In Spanish].
- Lima, I. D., C. A. E. García, and O. O. Möller. 1996. Ocean surface processes on the southern Brazilian shelf: Characterization and seasonal variability. *Continental Shelf Research* 16: 1307–1317.



- Marques, R. C. and A. Breves. 2014 First record of *Pinctada imbricata* Röding, 1798 (Bivalvia: Pterioidea) attached to a rafting item: A potentially invasive species on the Uruguayan coast. *Marine Biodiversity Records* **45**: 333–337, doi10.1007/s12526-014-0258-8.
- Marshall, W. B. 1928. New fresh-water and marine bivalve shells from Brazil and Uruguay. *Proceedings of the United States National Museum* **74**: 1–7.
- Martínez, S., M. Ubilla, M. Verde, D. Perea, A. Rojas, R. Guèrèquiz, and G. Piñeiro. 2001. Paleocology and geochronology of Uruguayan coastal marine Pleistocene deposits. *Quaternary Research* **55**: 246–254.
- Martins, L. R. and I. C. S. Corrêa. 1996. *Atlas: Morphology and Sedimentology of the Southwest Atlantic Coastal Zone and Continental Shelf from Cabo Frio (Brazil) to Península Valdéz (Argentina)*. Universidade Federal do Rio Grande do Sul, Instituto de Geociências, Centro de Estudos de Geologia Costeira e Oceânica. Porto Alegre, RS, Brazil.
- Matano, R. P., E. D. Palma, and A. R. Piola. 2010. The influence of the Brazil and Malvinas Currents on the Southwestern Atlantic Shelf circulation. *Ocean Science* **6**: 983–995.
- Maytía, S. and V. Scarabino. 1979. *Las Comunidades del Litoral Rocoso del Uruguay: Zonación, Distribución Local y Consideraciones Biogeográficas*. Memorias del Seminario sobre Ecología Bentónicas y Sedimentación de la Plataforma Continental del Atlántico Sur. UNESCO, ORCYT. Pp. 149–160. [In Spanish].
- McLachlan, A., J. E. Dugan, O. Defeo, A. D. Ansell, D. M. Hubbard, E. Jaramillo, and P. E. Penchaszadeh. 1996. Beach clam fisheries. *Oceanography and Marine Biology: An Annual Review* **34**: 163–232.
- Mikkelsen, P. M. 2011. Speciation in modern marine bivalves (Mollusca: Bivalvia): insights from the published record. *American Malacological Bulletin* **29**: 217–245.
- Miloslavich, P. E. Klein, J. M. Díaz, C. E. Hernandez, G. Bigatti, L. Campos, F. Artigas, J. Castillo, P. Penchaszadeh, P. Neill, A. Carranza, M. Retana, J. M. Díaz de Astarloa, M. Lewis, P. Yorio, M. Piriz, G. Rodriguez, Y. Yoneshigue-Valentin, L. Gamboa, and A. Martín. 2011. Marine Biodiversity in the Atlantic and Pacific Coasts of South America: Knowledge and Gaps. *PLoS ONE* **6**: 1–44.
- Monniot, C. and F. Monniot. 1983. Ascidies antarctiques et subantarctiques: Morphologie et biogéographie. *Mémoires du Muséum national d'Histoire naturelle (Série A, Zoologie)* **125**: 1–168. [In French].
- Morsan, E. 2007. Spatial pattern, harvesting and management of the artisanal fishery for purple clam (*Amiantis purpurata*) in Patagonia (Argentina). *Ocean and Coastal Management* **50**: 481–497.
- Oliver, G. and J. A. Allen. 1980. The functional and adaptive morphology of the deep-sea species of the family Limnopsidae (Bivalvia: Arcoidea) from the Atlantic. *Philosophical Transactions of the Royal Society of London (Series B)* **291**: 77–125.
- Oliver, P. G. and J. Lützen. 2011. An anatomically bizarre, fluid-feeding, galeommatoidean bivalve: *Draculamya porobranchiata* gen. et sp. nov. (Mollusca: Bivalvia). *Journal of Conchology* **40**: 365–392.
- Olivier, S. R. and V. Scarabino. 1972. Distribución ecológica de algunos moluscos recogidos por la expedición del “Walther Herwig” (R.F.A.) al Atlántico Sudoccidental (1966). *Revista Brasileira de Biología* **32**: 235–247. [In Spanish].
- d'Orbigny, A. D. 1834–1847. Voyage dans l'Amérique Méridionale (le Brésil, la République Orientale de l'Uruguay, la République Argentine, la Patagonie, la République du Chili, la République de Bolivie, la République du Pérou) exécuté pendant les années 1826, 1827, 1828, 1829, 1830, 1831, 1832 et 1833, **5** [Mollusques].+ Atlas. Bertrand, Paris. [In French].
- Orensanz, J. M. 1986. Size, environment and density: The regulation of a scallop stock and its management implications. *Canadian Special Publications in Fisheries and Aquatic Science* **92**: 195–227.
- Orensanz, J. M. and G. S. Jamieson. 1998. The assessment and management of spatially structured stocks: An overview of the North Pacific Symposium on Invertebrate Stock Assessment and Management. In: G. S. Jamieson and A. Campbell, eds., *Proceedings of the North Pacific Symposium on Invertebrate Stock Assessment and Management*. *Canadian Special Publications in Fisheries and Aquatic Science* **125**: 441–460.
- Orensanz, J. M., E. Schwindt, G. Pastorino, A. Bortolus, G. Casas, G. Darrigrán, R. Elías, J. J. López-Gappa, S. Obenat, M. Pascual, P. Penchaszadeh, M. L. Piriz, F. Scarabino, E. D. Spivak, and E. A. Villarino. 2002. No longer the pristine confines of the world ocean: A survey of exotic marine species in the southwestern Atlantic. *Biological Invasions* **4**: 115–143.
- Ortega, L., J. C. Castilla, M. Espino, C. Yamashiro, and O. Defeo. 2012. Large-scale and long-term effects of fishing, market price and climate on two South American sandy beach clam species. *Marine Ecology Progress Series* **469**: 71–85.
- Ortega, L. and A. Martínez A. 2007. Multiannual and seasonal variability of water masses and fronts over the Uruguayan shelf. *Journal of Coastal Research* **233**: 618–629.
- Palacio, F. J. 1982. Revisión zoogeográfica marina del sur del Brasil. *Boletim do Instituto Oceanográfico de São Paulo* **31**: 69–92. [In Spanish].
- Pastorino G. and M. Bagur. 2011. The genus *Sphenia* Turton, 1822 (Bivalvia: Myidae) from shallow waters of Argentina. *Malacologia* **54**: 431–435.
- Payne, C. M. and J. A. Allen. 1991. The morphology of deep-sea Thyasiridae (Mollusca: Bivalvia) from the Atlantic Ocean. *Philosophical Transactions of the Royal Society of London (Series B)* **334**: 481–566.
- Penchaszadeh, P. E. 1979. Estructura de la comunidad y procesos que la determinan en bancos circalitorales de mejillón *Mytilus platensis*. *Memorias del Seminario sobre Ecología Bentónicas y Sedimentación de la Plataforma Continental del Atlántico Sur* **1**: 131–147. [In Spanish].
- Petschick, R., G. Kuhn, and F. Gingle. 1996. Clay mineral distribution in surface sediments of the South Atlantic: Sources, transport, and relation to oceanography. *Marine Geology* **130**: 203–229.
- Pilsbry, H. A. 1897. New species of mollusks from Uruguay. *Proceedings of the Academy of Natural Sciences of Philadelphia* **49**: 290–298.
- Pimenta, A. D. and C. D. Oliveira de C. 2013. Taxonomic review of the genus *Lyonsia* (Pelecypoda: Lyonsiidae) from east coast of South America, with description of a new species and notes on



- other western Atlantic species. *American Malacological Bulletin* **31**: 75–84.
- Piola, A. R. and R. P. Matano. 2001. The South Atlantic western boundary currents Brazil/Falkland (Malvinas) currents. *In*: J. M. Steele, S. A. Thorpe, and K. K. Turekian, eds. *Encyclopedia of Ocean Sciences*, 1. Academic Press, London, United Kingdom. Pp. 340–349.
- Piola, A. R., E. J. D. Campos, O. O. Möller Jr., M. Charo, and C. Martínez. 2000. The subtropical shelf front off eastern South America. *Journal of Geophysical Research* **105**: 6565–6578.
- Piola, A. R., S. Romero, and U. Zajackovski. 2008. Space-time variability of the Plata plume inferred from ocean color. *Continental Shelf Research* **28**: 1556–1567.
- Ranson, G. 1967. Mollusques lamelibranches: Ostreidae. Campagne de la Calypso au large des cotes atlantiques de l'Amérique du Sud (1961–1962). I. Résultats Scientifiques des Campagnes de la "Calypso", (8). *Annales de l'Institut Océanographique* **45**: 189–191. [In French].
- Rhind, O. M. and J. A. Allen. 1992. Studies on the deep-sea Protobranchia (Bivalvia): The family Nuculidae. *Bulletin of the British Museum (Natural History) (Zoology Series)* **58**: 61–93.
- Rios, E. C. 1975. *Brazilian Marine Mollusks Iconography*. Museu Oceanográfico da Fundação Universidade do Rio Grande, Rio Grande do Sul, Brazil.
- Rios, E. C. 1985. *Seashells of Brazil*. Museu Oceanográfico da Fundação Universidade do Rio Grande, Rio Grande do Sul, Brazil.
- Roux, A. and C. Bremec. 1996. Comunidades bentónicas relevadas en las transecciones realizadas frente al Río de la Plata (35°15'S), Mar del Plata (38°10'S) y Península Valdés (42°35'S), Argentina. *INIDEP Informe Técnico* **11**: 13 pp. [In Spanish].
- Sanders, H. L. and J. A. Allen. 1973. Studies on deep-sea Protobranchia (Bivalvia); prologue and the Pristiglomidae. *Bulletin of the Museum of Comparative Zoology* **145**: 237–262.
- Sanders, H. L. and J. A. Allen. 1977. Studies on the deep sea Protobranchia (Bivalvia); the family Tindariidae and the genus *Pseudotindaria*. *Bulletin of the Museum of Comparative Zoology* **148**: 23–59.
- Sanders, H. L. and J. A. Allen. 1985. Studies on deep-sea Protobranchia (Bivalvia); the family Malletiidae. *Bulletin of the British Museum of Natural History (Zoology)* **49**: 195–238.
- Saraceno, M., C. Provost, A. R. Piola, J. Bava, and A. Gagliardini. 2004. Brazil Malvinas Frontal System as seen from 9 years of advanced very high resolution radiometer data. *Journal of Geophysical Research* **109** (C05027), doi:10.1029/2003JC002127.
- Scarabino, F. 2003. Lista sistemática de los Bivalvia marinos y estuarinos vivientes de Uruguay. *Comunicaciones de la Sociedad Malacológica del Uruguay* **8**: 229–259. [In Spanish].
- Scarabino, F. 2004. Conservación de la malacofauna uruguaya. *Comunicaciones de la Sociedad Malacológica del Uruguay* **8**: 267–273. [In Spanish].
- Scarabino, F. and L. Ortega. 2004. Registros uruguayos de *Aulacomya atra atra* (Bivalvia: Mytilidae): Rol de condiciones oceanográficas anómalas y de dispersión por feofitas flotantes. *Comunicaciones de la Sociedad Malacológica del Uruguay* **8**: 299–304. [In Spanish].
- Scarabino, F. and J. C. Zaffaroni. 2004. Estatus faunístico de veinte especies de moluscos citadas para aguas uruguayas. *Comunicaciones Zoológicas, Museo Nacional de Historia Natural y Antropología* **13**: 1–15. [In Spanish].
- Scarabino, F., J. C. Zaffaroni, C. Clavijo, A. Carranza, and M. Nin. 2006. Bivalvos marinos y estuarinos de la costa uruguaya: Faunística, distribución, taxonomía y conservación. *In*: R. Menafra, L. Rodríguez-Gallego, F. Scarabino, and D. Conde, eds., *Bases para la conservación y el manejo de la costa uruguaya*. Vida Silvestre Uruguay (Sociedad Uruguay para la Conservación de la Naturaleza), Montevideo, Uruguay. Pp. 157–169. [In Spanish].
- Scarabino, V. 1977. Moluscos del Golfo de San Matías (Provincia de Río Negro, República Argentina). Inventario y claves para su identificación. *Comunicaciones de la Sociedad Malacológica del Uruguay* **4**: 177–285. [In Spanish].
- Scarabino, V. and S. Maytía. 1968. Teredinidae (Moll. Pelecypoda) del Uruguay (I). *Comunicaciones de la Sociedad Malacológica del Uruguay* **2**: 321–325. [In Spanish].
- Schejter, L., M. Escolar, C. Remaggi, G. Álvarez-Colombo, P. Ibañez, and C. S. Bremen. 2012. Composición de la captura incidental en la pesquería de vieira patagónica: Los peces. *Latin American Journal of Aquatic Research* **40**: 1094–1099. [In Spanish].
- Signorelli, J. H. and G. Pastorino. 2012. A revision of the living Macrtridae (Bivalvia: Autobranchia) from northern Argentina and Uruguay. *American Malacological Bulletin* **30**: 85–101.
- Signorelli, J. and F. Scarabino. 2010. *Macetra guidoi* n. sp. and *Macetra patagonica* (Bivalvia: Macrtridae), two long misunderstood species from southwestern Atlantic Ocean. *Malacologia* **52**: 31–42.
- Signorelli, J. H., V. Teso, and G. Pastorino. 2013. Occurrence of *Pteria colymbus* (Bivalvia: Pteriidae) in Argentine waters. *Revista del Museo Argentino de Ciencias Naturales*, n. s. **15**: 145–150.
- Simone, L. R. L., P. M. Mikkelsen and R. Bieler. 2015. Comparative anatomy of selected marine bivalves from the Florida Keys, with notes on Brazilian congeners (Mollusca: Bivalvia). *Malacologia* **58**: 1–127.
- Smith, E. A. 1885. Report on the Lamelibranchiata collected by the H.M.S. Challenger during the years 1873–76. *Report of the Scientific Results of the Voyage H.M.S. Challenger during the years 1873–76. Zoology* **13**: i–viii + 1–341, 25 pls.
- Stramma, L. and M. England. 1999. The mean circulation of South Atlantic. *Journal of Geophysical Research* **104**: 20863–20883.
- Taylor, J. D. and E. A. Glover. 2009. New lucinid bivalves from hydrocarbon seeps of the Western Atlantic (Mollusca: Bivalvia: Lucinidae). *Steenstrupia* **30**: 127–140.
- Thomsen, H. 1962. Masas de agua características del Océano Atlántico (parte Sudoeste). *Servicio de Hidrografía Naval, Secretaría Marina, Publicación H632*, 27 pp. Buenos Aires, Argentina. [In Spanish].
- Tomczak, M. and J. S. Godfrey. 1994. *Regional Oceanography: An Introduction*. Pergamon Press.
- Trovant, B., D. E. Ruzzante, N. G. Basso, and J. (Lobo) M. Orensanz. 2013. Distinctness, phylogenetic relations and biogeography of intertidal mussels (*Brachidontes*, Mytilidae) from the southwestern Atlantic. *Journal of the Marine Biological Association of the United Kingdom* **93**: 1843–1855.

- Turner, R. D. 1966. *A Survey and Illustrated Catalogue of the Teredinidae (Mollusca, Bivalvia)*. The Museum of Comparative Zoology, Harvard University, Cambridge, Massachusetts.
- Walossek, D. 1991. *Chlamys patagonica* (King and Broderip, 1832), a long “neglected” species from the shelf off Patagonia coast. In: S. E. Shumway and P. A. Sandifer, eds., *An International Compendium of Scallop Biology and Culture. Selected Papers from the 7th International Pectinid Workshop (World Aquaculture Society)*. Pp. 256–261.
- Zaffaroni, J. C. 2000 (“1998”). Presencia de *Modiolus carvalhoi* (Mollusca, Pelecypoda) en aguas uruguayas. *Comunicaciones de la Sociedad Malacológica del Uruguay* **8**: 101–103. [In Spanish].

**Submitted:** 23 January 2015; **accepted:** 1 February 2015;  
**final revisions received:** 19 July 2015

*Amer. Malac. Bull.* **33**(2), Supplemental materials, 1–35 (2015)

**Cold, warm, temperate and brackish: Bivalve biodiversity in a complex oceanographic scenario (Uruguay, southwestern Atlantic)**

**Fabrizio Scarabino<sup>1,2,3</sup>, Diego G. Zelaya<sup>4</sup>, J. M. (Lobo) Orensanz<sup>5,\*</sup>, Leonardo Ortega<sup>1</sup>, Omar Defeo<sup>1,3,6</sup>, Evangelina Schwindt<sup>5</sup>, Alvar Carranza<sup>7,2</sup>, Juan Carlos Zaffaroni<sup>2</sup>, Gastón Martínez<sup>1,3</sup>, Víctor Scarabino<sup>2</sup>, and Felipe García-Rodríguez<sup>3,6</sup>**

<sup>1</sup>Dirección Nacional de Recursos Acuáticos, Constituyente 1497, Montevideo (11200), Uruguay

<sup>2</sup>Museo Nacional de Historia Natural, CC 399, Montevideo (11000), Uruguay

<sup>3</sup>Centro Universitario Regional Este–CURE, Sede Rocha, Universidad de la República, Rocha, Uruguay

<sup>4</sup>Departamento de Biodiversidad y Biología Experimental, FCEyN–UBA Ciudad Universitaria, Pab. 2, 4to piso, lab. 31 (C1428EHA), CABA, Argentina

<sup>5</sup>Centro Nacional Patagónico (CENPAT-CONICET), Bvd. Brown 2915, Puerto Madryn (U9120ACD), Chubut, Argentina

<sup>6</sup>Facultad de Ciencias, Universidad de la República, Iguá 4225, Montevideo (11400), Uruguay

<sup>7</sup>Centro Universitario Regional Este–CURE, Sede Maldonado, Universidad de la República, Maldonado, Uruguay

Correspondence, Fabrizio Scarabino: fscarabino@cure.edu.uy

**Scarabino *et al.* (2015). Supplemental material 1 (SM1).** Deep-sea bivalves from Uruguayan waters. (\*): new records reported in this study. Additional records/species from Allen (2008) not included here are a) unidentified bivalves; b) unidentified species of Veneridae, Carditidae and Leptonidae (*i.e.*, Lasaeidae); c) records such as *Cardiomya* sp. (instead, differentiated records such as *Solemya* sp. 239 or *Dacrydium* sp. L are included) unless these represent the only record of the genus for the area/depth.

Family/N° spp	Reported species	References	Observations
Nuculidae (2)	<i>Nucula atacellana</i> Schenck, 1939 <i>Ennucula perforata</i> (Rhind and Allen, 1992)	Rhind and Allen (1992), Allen (2008)	<i>Nucula atacellana</i> is an abyssal species widely distributed in the Atlantic Ocean (Allen 2008). <i>Ennucula perforata</i> from the 256-2,440 m may be a species complex, and needs comparison with juveniles of <i>E. grayi</i> (d'Orbigny, 1846).
Solemyidae (4)	<i>Acharax</i> sp. (*) <i>Solemya</i> spp.	Allen (2008), MNHNM	<i>Acharax</i> sp. was found in lower Uruguayan slope. Three undetermined species of <i>Solemya</i> reported by Allen (2008) as <i>Solemya</i> sp. 237, <i>Solemya</i> sp. 280 and <i>Solemya</i> sp. 259, only recorded from off La Plata River.
Sareptidae (2)	<i>Pristigloma alba</i> Sanders and Allen, 1973 <i>Pristigloma nitens</i> (Jeffreys, 1876)	E. A. Smith (1885), Sanders and Allen (1973), Allen (2008)	Abyssal, both species widely distributed in Atlantic Ocean (Allen 2008).
Nuculanidae (7)	<i>Ledella aberrata</i> Allen and Sanders, 1996 <i>Ledella argentinae</i> Allen and Hannah, 1989 <i>Ledella jamesi</i> Allen and Hannah, 1989 <i>Ledella sublevis</i> Verrill and Bush, 1898 <i>Ledella ultima</i> (E. A. Smith, 1885) <i>Propeleda louiseae</i> (Clarke, 1961) <i>Propeleda</i> sp.	Allen and Hannah (1989), Allen and Sanders (1996), Allen (2008)	Of the five species of <i>Ledella</i> , there is only one endemic from Argentine Basin ( <i>L. argentinae</i> ) (Allen 2008). <i>Ledella aberrata</i> was referred to as <i>L. aberrata (lapsus calami)</i> by Allen (2008). <i>Propeleda louiseae</i> is an abyssal species only known from the Argentine Basin (Klappenbach and V. Scarabino 1969, Allen and Sanders 1997). The record of <i>Propeleda carpenteri</i> (Dall, 1881) (upper slope) is not considered conspecific with that species (Huber 2010, see also Simone <i>et al.</i> 2015) and may correspond to the Antarctic <i>Propeleda longicaudata</i> (Thiele, 1912).



Family/N° spp	Reported species	References	Observations
Bathyspinulidae (2)	<i>Bathyspinula hilleri</i> (Allen and Sanders, 1982) <i>Bathyspinula sheltemai</i> (Allen and Sanders, 1982)	Allen and Sanders (1982), Allen (2008)	<i>Bathyspinula hilleri</i> is widely distributed in the Atlantic Ocean; <i>B. sheltemai</i> also present in Guyana and Sierra Leone Basins (Allen 2008).
Yoldiidae (14)	<i>Yoldiella alleni</i> Huber, 2010 <i>Yoldiella americana</i> Allen, Sanders and Hannah, 1995 <i>Yoldiella argentinensis</i> Allen, Sanders and Hannah, 1995 <i>Yoldiella biguttata</i> Allen, Sanders and Hannah, 1995 <i>Yoldiella blanda</i> Allen, Sanders and Hannah, 1995 <i>Yoldiella curta</i> Verrill and Bush, 1898 <i>Yoldiella extensa</i> Allen, Sanders and Hannah, 1995 <i>Yoldiella fabula</i> Allen, Sanders and Hannah, 1995 <i>Yoldiella jeffreysi</i> (Hidalgo, 1877) <i>Yoldiella robusta</i> Allen, Sanders and Hannah, 1995 <i>Yoldiella similiris</i> Allen, Sanders and Hannah, 1995 <i>Yoldiella ella</i> Allen, Sanders and Hannah, 1995 <i>Yoldiella subcircularis</i> (Odhner, 1960) <i>Yoldiella</i> sp.	Allen <i>et al.</i> (1995), Allen (2008)	Seven species ( <i>Y. robusta</i> , <i>Y. argentinensis</i> , <i>Y. similiris</i> , <i>Y. alleni</i> , <i>Y. extensa</i> , <i>Y. blanda</i> and <i>Yoldiella</i> sp. “246”) only known from Argentine Basin; the other seven species widely distributed in the Atlantic (Allen 2008). <i>Yoldiella similiris</i> and <i>Y. robusta</i> , originally known from upper slope of Uruguay (260-1,000 m, Allen <i>et al.</i> 1995) were subsequently mentioned for deeper stations (Allen 2008). We recommend verification of the conspecificity of all these samples. The supposed finding of two isolated specimens of <i>Y. similiris</i> in the Newfoundland Basin (Allen 2008) is here considered a mistake of either identification or labeling. <i>Yoldiella similiris</i> and <i>Y. argentinea</i> listed by Allen (2008) are <i>lapsus calami pro Y. similiris</i> and <i>Y. argentinensis</i> .

Family/N° spp	Reported species	References	Observations
Tindariidae (2)	<i>Tindaria callistiformis</i> Verrill and Bush, 1897 <i>Tindaria miniscula</i> Sanders and Allen, 1977	Sanders and Allen (1977), Allen (2008)	Both abyssal species known in other basins of the Atlantic (Allen 2008).
Neilonellidae (3)	<i>Neilonella championi</i> (Clarke, 1961) <i>Neilonella erebus</i> (Clarke 1959) <i>Neilonella whoii</i> Allen and Sanders, 1996	Allen and Sanders (1996), Allen (2008)	<i>Neilonella whoii</i> and <i>N. erebus</i> widely distributed in the Atlantic Ocean while <i>N. championi</i> also known from Canary Basin (Allen 2008).
Mallettiidae (3)	<i>Clencharia abyssorum</i> (Verrill and Bush 1898) <i>Katadesmia cuneata</i> (Jeffreys, 1876) <i>Malletia grasslei</i> Sanders and Allen, 1985	Sanders and Allen (1985), Allen (2008)	Lower slope and abyssal species known in other basins of the Atlantic Ocean (Allen 2008).
Phaseolidae (3)	<i>Phaseolus</i> sp. <i>Prelametila clarkei</i> Allen and Sanders, 1973 <i>Prelametila</i> sp.	Allen and Sanders (1973), Allen (2008)	<i>Prelametila clarkei</i> only known from abyssal depths of the Argentine Basin. Two other species referred to as <i>Phaseolus</i> sp. c and <i>Prelametila</i> sp. 247 by Allen (2008); the first one only known from Argentine Basin while the second one is also known from Sierra Leone Basin according to Allen (2008).
Siliculidae (2)	<i>Silicula fragilis</i> Jeffreys, 1879 <i>Silicula mcalesteri</i> Allen and Sanders, 1973	Allen and Sanders (1973), Allen (2008)	<i>Silicula fragilis</i> is widely distributed in the Atlantic Ocean (Allen 2008). The upper bathyal <i>S. mcalesteri</i> may be a synonym of <i>S. patagonica</i> (Dell 1990, Huber 2010). The supposed finding of two isolated specimens of <i>S. mcalesteri</i> in the Newfoundland Basin (Allen 2008) is here considered as a mistake of either identification or labeling.

Family/N° spp	Reported species	References	Observations
Mytilidae (2)	<i>Dacrydium ockelmanni</i> Mattson and Warén, 1977 <i>Dacrydium</i> sp.	Allen (1998, 2008)	<i>Dacrydium ockelmanni</i> is widely distributed in the Atlantic; <i>Dacrydium</i> sp. referred this species to as <i>Dacrydium</i> sp. L and <i>Dacrydium</i> sp. 2 (Allen 2008) being only known from Argentine Basin. Both species are known from the lower slope (Allen 2008).
Arcidae (1)	<i>Bathyarca</i> sp.	Allen (2008)	Referred to as <i>Bathyarca</i> sp. 245, only known from Argentine Basin (Allen 2008).
Limopsidae (3)	<i>Limopsis intermedia</i> Oliver and Allen, 1980 <i>Limopsis spicata</i> Oliver and Allen, 1980 <i>Limopsis</i> sp.	Oliver and Allen (1980), Allen (2008)	<i>Limopsis spicata</i> and <i>Limopsis</i> sp. “239” only known from Argentine Basin; <i>L. intermedia</i> was reported for several other Atlantic basins and partially mentioned as “ <i>Limopsis crispata</i> agg.” (Allen 2008).
Limidae (3)	<i>Limatula subovata</i> (Monterosato, 1875) “ <i>Limea</i> ” <i>argentinae</i> Allen, 2004 <i>Limea</i> sp.	Allen (2004, 2008)	<i>Limatula subovata</i> is widely distributed in the Atlantic Ocean. <i>Limea argentinae</i> (referred to as <i>L. argentinae</i> by Allen 2008) may be a junior synonym of the Antarctic <i>Antarctolima hodgsoni</i> (E. A. Smith, 1907) (F. Scarabino, pers. obs.). <i>Limea</i> sp. reported by Allen (2008) as <i>Limea</i> sp. 240, is only known from off La Plata River.

Family/N° spp	Reported species	References	Observations
Propeamusiidae (7)	<i>Catillopecten eucymatus</i> (Dall, 1898) <i>Catillopecten</i> spp. <i>Cyclopecten pustulosus</i> (A. E. Verrill, 1873) <i>Cyclopecten</i> sp. <i>Propeamussium</i> sp.	Allen (2008)	Five unidentified species; <i>Catillopecten</i> spp. cited as <i>Bathypecten</i> sp. a, sp. b and sp. d; <i>Cyclopecten</i> sp. was cited as <i>Cyclopecten</i> sp. a and <i>Propeamussium</i> sp. as <i>Propeamussium</i> sp. c, of which two are only known from off La Plata River (Allen 2008). Pectinidae sp. b of Allen (2008: 119) is here considered as <i>Bathypecten</i> sp. b (Allen 2008: 74) assuming an original <i>lapsus calami</i> . The two identified species are known in other basins of the Atlantic.
Cuspidariidae (12)	<i>Bathyneaera hadalis</i> (Knudsen, 1970) <i>Cardiomya knudseni</i> (Allen and Morgan, 1981) <i>Cuspidaria barnardi</i> Knudsen, 1970 <i>Cuspidaria circinata</i> (Jeffreys, 1876) <i>Cuspidaria parva</i> Verrill and Bush, 1898 <i>Cuspidaria platensis</i> (E. A. Smith, 1885) <i>Cuspidaria</i> spp. <i>Myonera alleni</i> Poutiers in Poutiers and Bernard, 1995 <i>Myonera paucistriata</i> Dall, 1886 <i>Tropidomya abbreviata</i> (Forbes, 843) <i>Rhinoclama notabilis</i> (Jeffreys, 1876)	E. A. Smith (1885), Allen and Morgan (1981), Allen (2008)	Ten species found in other basins of the Atlantic; two other unidentified species ( <i>Cuspidaria</i> sp. 239 and sp. 242) only found off La Plata River. The records of <i>M. paucistriata</i> need revision (Huber 2010).



Family/N° spp	Reported species	References	Observations
Protocuspidariidae (2)	<i>Protocuspidaria verityi</i> Allen and Morgan, 1981 <i>Protocuspidaria</i> sp.	Allen and Morgan (1981), Allen (2008)	<i>Protocuspidaria verityi</i> is widely distributed in the Atlantic (lower slope-abyssal). <i>Protocuspidaria</i> sp. referred as <i>Protocuspidaria</i> sp. 256 only known from the abyssal plain of the Argentine Basin (Allen 2008).
Verticordiidae (2)	<i>Verticordia quadrata</i> E. A. Smith, 1885 <i>Verticordia</i> sp.	Allen and Turner (1974), Allen (2008)	<i>Verticordia quadrata</i> is widely distributed in the Atlantic Ocean (lower slope-abyssal) while the other species (reported as <i>Verticordia</i> sp. 240) is only known from Argentine Basin (lower slope-abyssal plain) (Allen 2008).
Lyonsiellidae (3)	<i>Lyonsiella abyssicola</i> (G. O. Sars, 1872) <i>Lyonsiella</i> sp. <i>Policordia gemma</i> (Verrill, 1880)	Allen and Turner (1974), Allen (2008)	<i>Lyonsiella</i> sp. mentioned as <i>Lyonsiella</i> sp. 239, only known from Argentine Basin (lower slope) and previously referred as <i>Lyonsiella fragilis</i> . Under the latter name Allen and Turner (1974) also recorded specimens from <i>Atlantis II</i> cruise 60 sts. 236 and 237 that latter were missed from the report of these stations; this was also the case of <i>Lyonsiella perplexa</i> Allen and Turner, 1974 from the station 264 (Allen and Turner 1974, Allen 2008). <i>Policordia gemma</i> and <i>Lyonsiella abyssicola</i> known from other Atlantic basins (abyssal) (Allen 2008).

Family/N° spp	Reported species	References	Observations
Poromyidae (1)	<i>Cetoconcha bulla</i> (Dall, 1881) ?	Allen (2008)	Cited as <i>Thracia nitida</i> A. E. Verrill, 1884 (a synonym of <i>C. bulla</i> according to Bouchet and Huber, 2014) by Allen (2008); the record, from lower slope, needs revision.
Thraciidae (1)	<i>Asthenothaerus hemphilli</i> Dall, 1886	Allen (2008)	A North American species only recorded by Allen (2008) from the upper slope off La Plata River. The material needs comparison with the subantarctic <i>Thracia meridionalis</i> E. A. Smith, 1885.
Thyasiridae (22)	<i>Axinulus brevis</i> (Verrill and Bush, 1898) <i>Axinulus croulinensis</i> (Jeffreys, 1847) <i>Mendicula carrozae</i> (Payne and Allen, 1991) <i>Mendicula ferruginosa</i> (Forbes, 1844) <i>Mendicula inflata</i> (Payne and Allen, 1991) <i>Mendicula transversa</i> (Payne and Allen, 1991) <i>Mendicula pygmaea</i> (Verrill and Bush, 1898) <i>Thyasira atlantica</i> Payne and Allen, 1991 <i>Thyasira</i> cf. <i>trisinuata</i> (d'Orbigny, 1853) <i>Parathyasira equalis</i> (Verrill and Bush, 1898) <i>Parathyasira subequatoria</i> (Payne and Allen, 1991) <i>Parathyasira subovata subovata</i> (Jeffreys, 1881)	Payne and Allen (1991), Allen (2008)	All the 13 species identified to species level are of purportedly wide distribution in the Atlantic Ocean. Three nomina nuda ( <i>Thyasira platyssima</i> , <i>T. robusta</i> and <i>T. hydroida</i> ) mentioned by Allen (2008) cannot be correlated with the species numbered by him. Six unidentified species ( <i>Thyasira</i> sp. 2a, sp. 15, sp. 17, sp. 30, sp. 45, sp. 47a, sp. known from other Atlantic basins, the latter with doubts (Allen 2008). Four other unidentified species ( <i>Thyasira</i> sp. 239, sp. 280, sp. 243 and sp. 21) only known from off La Plata River (Allen 2008). On a biogeographic basis we here reject the record of the North Atlantic shelf species <i>Thyasira trisinuata</i> (d'Orbigny, 1853) made by Allen (2008, as <i>T. trisinuta</i> ) but we refer to it as <i>T. cf. trisinuata</i> and exclusive of Argentine Basin.

Family/N° spp	Reported species	References	Observations
Lucinidae (2)	<i>Graecina</i> sp. (*) <i>Lucinoma</i> sp. (*)	MNHNM	Upper slope; <i>Graecina</i> sp. found in a single <i>Lophelia</i> -reef; <i>Lucinoma</i> sp. found either in coral dredgings or muddy bottoms.
Montacutidae (1)	<i>Kurtiella tumidula</i> (Jeffreys, 1866)	Allen (2000a)	A bathyal species widely distributed in the Atlantic (Allen, 2000a, as <i>Mysella verrilli</i> Dall, 1889, Gofas and Salas, 2008; Oliver and Lützen, 2011).
Vesicomidae (3)	<i>Isorropodon elongatum</i> (Allen, 2001) <i>Vesicomya atlantica</i> (E. A. Smith, 1885) <i>Callogonia birmani</i> (Domaneschi and Lopes, 1990) (*)	Allen (2001, 2008), but see Cosel and Salas (2001); MNHNM	<i>Isorropodon elongatum</i> was described both from slope and abyssal plain either in the Argentine Basin or in several other Atlantic basins (Allen 2001). <i>Vesicomya atlantica</i> was cited for lower slope-abyssal in Argentine Basin and known from these depths in other basins of the Atlantic; these needs revision since Allen´s concept of this species includes several species according to Cosel and Salas (2001). <i>Callogonia birmani</i> only previously known from off Paraná (Brazil); found in upper bathyal associated with gas seeps. Huber (2010) indicated the need of comparison of this species (and possibility of synonymy) with <i>Callogonia venusta</i> (Dall, 1886).

Family/N° spp	Reported species	References	Observations
Kelliellidae (2)	<i>Kelliella</i> spp.	Allen (2001, 2008)	Referred as <i>Kelliella</i> sp. 236 and <i>Kelliella</i> sp. 245, only known from Argentine Basin, in upper slope and lower slope respectively (Allen, 2008). These may correspond to <i>Vesicomya</i> according to Allen's concept of <i>Kelliella</i> (see Cosel and Salas 2001).
Neoleptonidae (2)	<i>Neolepton profundorum</i> Allen, 2000 <i>Neolepton</i> sp.	Allen (2000b, 2008)	<i>Neolepton</i> sp. referred as <i>Neolepton</i> sp. 246 only known from the abyssal plain of the Argentine Basin (Allen 2008).

**Literature cited (not mentioned elsewhere in this study; see the main text for other references cite in this document)**

- Bouchet, P. and M. Huber. 2014. *Thracia nitida* A. E. Verrill, 1884. Accessed through: World Register of Marine Species. Available at: <http://www.marinespecies.org/aphia.php?p=taxdetails&id=544016>. 13 October 2014.
- Cosel, R. von and C. Salas. 2001. Vesicomidae (Mollusca: Bivalvia) of the genera *Vesicomya*, *Waisiuconcha*, *Isorropodon* and *Callogonia* in the eastern Atlantic and the Mediterranean. *Sarsia* **86**: 333–366.
- Gofas, S. and C. Salas. 2008. A review of European “*Mysella*” species (Bivalvia: Montacutidae) with description of *Kurtiella* new genus. *Journal of Molluscan Studies* **74**: 119–135.
- Oliver, P. G. and J. Lützen. 2011. An anatomically bizarre, fluid-feeding, galeommatoidean bivalve: *Draculamya porobranchiata* gen. et sp. nov. (Mollusca: Bivalvia). *Journal of Conchology* **40**: 365–392.



**Supplemental material 2 (SM2).** List of the Recent Bivalvia living/recruiting in Uruguayan waters in historical times. Species only found in association with floating objects, for which there is no evidence of recruitment in Uruguayan waters, are not considered in this account (but mentioned in the main text of this study).

<b>Family/Species</b>	<b>Main references for the area</b>	<b>Observations</b>
<b>Nuculidae</b>		
<i>Ennucula perforata</i> (Rhind and Allen, 1992)	Rhind and Allen (1992), Allen (2008)	See SM1.
<i>Ennucula puelcha</i> (d'Orbigny, 1842)	F. Scarabino <i>et al.</i> (2006)	
<i>Ennucula uruguayensis</i> (E. A. Smith, 1880)	F. Scarabino <i>et al.</i> (2006) and references therein	Differentiated from <i>E. puelcha</i> by F. Scarabino <i>et al.</i> (2006); detailed justification for this action not yet published.
<i>Nucula atacellana</i> Schenck, 1939	Rhind and Allen (1992), Allen (2008)	
<i>Nucula semiornata</i> d'Orbigny, 1842	F. Scarabino <i>et al.</i> (2006) and references therein	Taxonomic revision specially needed. Figueiras (1976) recorded "recent" (beach-drift) and subfossil material of both <i>N. semiornata</i> and <i>Nucula marshalli</i> Schenck, 1939, implicitly separating both species. One of us (JCZ) examined the material mentioned by Figueiras (now in the private collection of Jorge Broggi, Montevideo), but all belong to only one morphospecies, as indicated by Huber (2010) in relation to these two species. Indeed, a whole revision of <i>N. semiornata</i> using integrative taxonomy has still to be done.

<b>Family/Species</b>	<b>Main references for the area</b>	<b>Observations</b>
<b>Solemyidae</b>		
<i>Acharax</i> sp.	This study	
<i>Solemya notialis</i> Simone, 2009	This study	
<i>Solemya</i> spp.	Allen (2008)	Three species reported.
<b>Sareptidae</b>		
<i>Pristigloma alba</i> Sanders and Allen 1973	Sanders and Allen (1973), Allen (2008)	
<i>Pristigloma nitens</i> (Jeffreys, 1876)	E. A. Smith (1885), Sanders and Allen (1973), Allen (2008)	
<b>Nuculanidae</b>		
<i>Adrana patagonica</i> (d'Orbigny, 1845)	F. Scarabino <i>et al.</i> (2006) and references therein	Having examined the type material of both species, <i>A. patagonica</i> is here considered a senior synonym of <i>Adrana electa</i> (A. Adams, 1856).
<i>Ledella aberrata</i> Allen and Sanders, 1996	Allen and Sanders (1996), Allen (2008)	
<i>Ledella argentinae</i> Allen and Hannah, 1989	Allen and Hannah (1989), Allen (2008)	
<i>Ledella jamesi</i> Allen and Hannah, 1989	Allen and Hannah (1989), Allen (2008)	
<i>Ledella sublevis</i> Verrill and Bush, 1898	Allen and Hannah (1989), Allen (2008)	

<b>Family/Species</b>	<b>Main references for the area</b>	<b>Observations</b>
<b>Nuculanidae cont.</b>		
<i>Ledella ultima</i> (E. A. Smith, 1885)	Allen and Hannah (1989), Allen (2008)	
<i>Nuculana decora</i> (A. Adams, 1856)	F. Scarabino <i>et al.</i> (2006) and references therein	Having examined the type material of the following species, we consider <i>N. decora</i> as a senior synonym of <i>Nuculana janeiroensis</i> E. A. Smith, 1915, <i>Nuculana schuberti</i> (Morretes, 1940) and <i>Nuculana whitensis</i> Farinati, 1978, the later already synonymized by Huber (2010). This species has been misinterpreted and considered as <i>Adrana patagonica</i> (non d'Orbigny) by many authors.
<i>Nuculana larranagai</i> Klappenbach and V. Scarabino, 1969	See table 1 of this study	
<i>Propeleda louiseae</i> (Clarke, 1961)	Allen and Sanders (1996), Allen (2008)	
<i>Propeleda</i> sp.	See SM1	
" <i>Tindariopsis</i> " <i>sulculata</i> (Gould, 1852)	See table 1 of this study	Generic allocation uncertain.
<b>Bathyspinulidae</b>		
<i>Bathyspinula hilleri</i> (Allen and Sanders, 1982)	Allen and Sanders (1982), Allen (2008)	
<i>Bathyspinula scheltemai</i> (Allen and Sanders, 1982)	Allen and Sanders (1982), Allen (2008)	

<b>Family/Species</b>	<b>Main references for the area</b>	<b>Observations</b>
<b>Yoldiidae</b>		
<i>Yoldiella alleni</i> Huber, 2010	Allen <i>et al.</i> (1995), Allen (2008)	
<i>Yoldiella americana</i> Allen, Sanders and Hannah, 1995	Allen <i>et al.</i> (1995), Allen (2008)	
<i>Yoldiella argentinensis</i> Allen, Sanders and Hannah, 1995	Allen <i>et al.</i> (1995), Allen (2008)	
<i>Yoldiella biguttata</i> Allen, Sanders and Hannah, 1995	Allen <i>et al.</i> (1995), Allen (2008)	
<i>Yoldiella blanda</i> Allen, Sanders and Hannah, 1995	Allen <i>et al.</i> (1995), Allen (2008)	
<i>Yoldiella curta</i> Verrill and Bush, 1898	Allen <i>et al.</i> (1995), Allen (2008)	
<i>Yoldiella ella</i> Allen, Sanders and Hannah, 1995	Allen (2008)	
<i>Yoldiella extensa</i> Allen, Sanders and Hannah, 1995	Allen <i>et al.</i> (1995), Allen (2008)	
<i>Yoldiella fabula</i> Allen, Sanders and Hannah, 1995	Allen <i>et al.</i> (1995), Allen (2008)	
<i>Yoldiella jeffreysi</i> (Hidalgo, 1877)	Allen <i>et al.</i> (1995), Allen (2008)	
<i>Yoldiella robusta</i> Allen, Sanders and Hannah, 1995	Allen <i>et al.</i> (1995), Allen (2008)	
<i>Yoldiella similiris</i> Allen, Sanders and Hannah, 1995	Allen <i>et al.</i> (1995), Allen (2008)	
<i>Yoldiella subcircularis</i> (Odhner, 1960)	Allen (2008)	
<i>Yoldiella</i> sp.	Allen (2008)	
<b>Tindariidae</b>		
<i>Tindaria callistiformis</i> Verrill and Bush, 1897	Sanders and Allen (1977), Allen (2008)	
<i>Tindaria miniscula</i> Sanders and Allen, 1977	Allen (2008)	
<b>Neilonellidae</b>		
<i>Neilonella championi</i> (Clarke, 1961)	Sanders and Allen (1977), Allen (2008)	

<b>Family/Species</b>	<b>Main references for the area</b>	<b>Observations</b>
<b>Neilonellidae cont.</b>		
<i>Neilonella erebus</i> (Clarke 1959)	Allen (2008)	
<i>Neilonella whoii</i> Allen and Sanders, 1996	Allen and Sanders (1996), Allen (2008)	
<b>Malletiidae</b>		
<i>Clencharia abyssorum</i> (Verrill and Bush 1898)	Sanders and Allen (1985), Allen (2008)	
<i>Katadesmia cuneata</i> (Jeffreys, 1876)	Sanders and Allen (1985), Allen (2008)	
<i>Malletia grasslei</i> Sanders and Allen, 1985	Allen (2008)	
<i>Malletia subaequalis</i> (G. B. Sowerby II, 1870)	F. Scarabino <i>et al.</i> (2006) and references therein	We follow Huber (2010) in considering <i>M. subaequalis</i> the species historically considered as <i>Malletia cumingii</i> in Brazil, Uruguay and northern Argentina.
<b>Phaseolidae</b>		
<i>Phaseolus</i> sp.	Allen (2008)	
<i>Prelametila clarkei</i> Allen and Sanders, 1973	Allen and Sanders (1973), Allen (2008)	
<i>Prelametila</i> sp.	Allen (2008)	
<b>Siliculidae</b>		
<i>Silicula fragilis</i> Jeffreys, 1879	Allen and Sanders (1973), Allen (2008)	
<i>Silicula mcalesteri</i> Allen and Sanders, 1973	Allen and Sanders (1973), Allen (2008)	See SM1.



Family/Species	Main references for the area	Observations
<b>Mytilidae</b>		
<i>Amygdalum sagittatum</i> (Rehder, 1935) <i>Aulacomya atra atra</i> (Molina, 1782)	See table 1 of this study F. Scarabino and Ortega (2004)	Recorded only through an exceptional recruitment, otherwise transported via kelp rafting.
<i>Crenella divaricata</i> (d'Orbigny in Sagra, 1853)	F. Scarabino <i>et al.</i> (2006) and references therein	Taxonomic revision specially needed.
<i>Brachidontes darwinianus</i> (d'Orbigny, 1842)	F. Scarabino <i>et al.</i> (2006) and references therein, Trovant <i>et al.</i> (2013)	
<i>Brachidontes rodriguezii</i> (d'Orbigny, 1842)	F. Scarabino <i>et al.</i> (2006) and references therein, Trovant <i>et al.</i> (2013), Adami <i>et al.</i> (2013)	The syntypes of <i>Mytilaster solisianus</i> (d'Orbigny, 1842) from Maldonado, Uruguay does not belong to the more widespread concept of this species but to a phenotype of <i>B. rodriguezii</i> (Orensanz and F. Scarabino, pers. obs.). <i>B. solisianus</i> form dense banks in the Brazilian coast down to Torres (Santa Catarina, Brazil) (Orensanz, pers. obs.).
<i>Dacrydium ockelmanni</i> Mattson and Warén, 1977 <i>Dacrydium</i> sp.	Allen (1998, 2008) Allen (2008)	
<i>Lithophaga patagonica</i> (d'Orbigny, 1842)	F. Scarabino <i>et al.</i> (2006) and references therein	
<i>Modiolus carvalhoi</i> Klappenbach, 1966 <i>Musculus viator</i> (d'Orbigny, 1842)	See table 1 of this work F. Scarabino <i>et al.</i> (2006) and references therein	Taxonomic revision specially needed.
<i>Mytella charruana</i> (d'Orbigny, 1842)	F. Scarabino <i>et al.</i> (2006) and references therein	

<b>Family/Species</b>	<b>Main references for the area</b>	<b>Observations</b>
<b>Mytilidae cont.</b>		
<i>Mytilus</i> sp.	F. Scarabino <i>et al.</i> (2006) and references therein, this study	Taxonomic revision specially needed.
<i>Perna perna</i> (Linnaeus, 1758)	See table 1 of this study	Cryptogenic
<b>Pinnidae</b>		
<i>Atrina seminuda</i> (Lamarck, 1819)	F. Scarabino <i>et al.</i> (2006) and references therein	
<b>Ostreidae</b>		
<i>Crassostrea</i> sp.	Figueiras and Sicardi (1968), Milstein <i>et al.</i> (1976)	
<i>Ostrea puelchana</i> d'Orbigny, 1842	F. Scarabino <i>et al.</i> (2006), this study	
<i>Ostrea stentina</i> Payraudeau, 1826	F. Scarabino <i>et al.</i> (2006) and references therein	Taxonomic revision specially needed. We follow Shilts <i>et al.</i> (2007) in considering <i>O. stentina</i> as a senior synonym of <i>Ostrea spreta</i> d'Orbigny, 1846, although further analysis based additional samples from southwestern Atlantic is needed.
<b>Anomiidae</b>		
<i>Pododesmus rudis</i> (Broderip, 1834)	F. Scarabino <i>et al.</i> (2006) and references therein	
<b>Pteriidae</b>		
<i>Pteria colymbus</i> (Röding, 1798)	F. Scarabino <i>et al.</i> 2006 and Signorelli <i>et al.</i> (2013) and references therein, this study	Taxonomic revision specially needed.

<b>Family/Species</b>	<b>Main references for the area</b>	<b>Observations</b>
<b>Arcidae</b>		
<i>Bathyarca</i> sp.	Allen (2008)	
<i>Lunarca ovalis</i> (Bruguère, 1789)	See table 1 of this study	
<b>Noetiidae</b>		
<i>Sheldonella bisulcata</i> (Lamarck, 1819)	See table 1 of this study	
<b>Limopsidae</b>		
<i>Limopsis hirtella</i> Rochebrune and Mabile, 1889	See table 1 of this study	
<i>Limopsis intermedia</i> Oliver and Allen, 1980	Allen (2008)	
<i>Limopsis spicata</i> Oliver and Allen, 1980	Oliver and Allen (1980), Allen (2008)	
<i>Limopsis</i> sp.	Allen (2008)	
<b>Glycymerididae</b>		
<i>Glycymeris longior</i> (G. B. Sowerby I, 1833)	F. Scarabino <i>et al.</i> (2006) and references therein	
<b>Limidae</b>		
<i>Antarctolima pygmaea</i> (Philippi, 1845)	See table 1 of this work	
<i>Limatula</i> cf. <i>hendersoni</i> Olsson & McGinty, 1958	See table 1 of this work	
<i>Limatula subovata</i> (Monterosato, 1875)	Allen (2004, 2008)	
" <i>Limea</i> " <i>argentinae</i> Allen, 2004	See SM1	Taxonomic revision specially needed.
<i>Limea</i> sp.	Allen (2008)	
<b>Plicatulidae</b>		
<i>Plicatula gibbosa</i> Lamarck, 1801	F. Scarabino <i>et al.</i> (2006)	

<b>Family/Species</b>	<b>Main references for the area</b>	<b>Observations</b>
<b>Pectinidae</b>		
<i>Aequipecten tehuelchus</i> (d'Orbigny, 1842)	F. Scarabino <i>et al.</i> (2006) and references therein	<i>Flexopecten felipponei</i> Dall, 1922 is considered as being represented by anomalous specimens of <i>A. tehuelchus</i> (see F. Scarabino <i>et al.</i> 2006), although detailed demonstration has not been published yet.
<i>Paralectopecten bavayi</i> (Dautzenberg, 1900)	See table 1 of this work	
<i>Zygochlamys patagonica</i> (King, 1832)	See table 1 of this work	
<b>Propeamussidae</b>		
<i>Catillopecten eucymatus</i> (Dall, 1898)	Allen (2008)	Two species reported.
<i>Catillopecten</i> spp.	Allen (2008)	
<i>Cyclopecten pustulosus</i> (A. E. Verrill, 1873)	Allen (2008)	
<i>Cyclopecten</i> sp.	Allen (2008)	
<i>Propeamussium</i> sp.	Allen (2008)	
<b>Carditidae</b>		
<i>Carditamera plata</i> (Ihering, 1907)	F. Scarabino <i>et al.</i> (2006) and references therein	
<i>Cyclocardia moniliata</i> (Dall, 1903)	See table 1 of this work	
<i>Cyclocardia velutina</i> (E. A. Smith, 1881)	See table 1 of this work	
<i>Pleuromeris sanmartini</i> Klappenbach, 1970	See table 1 of this work	
<b>Condylocardiidae</b>		
<i>Warrana besnardi</i> (Klappenbach, 1963)	See table 1 of this work	

<b>Family/Species</b>	<b>Main references for the area</b>	<b>Observations</b>
<b>Crassatellidae</b>		
<i>Crassatella uruguayensis</i> E. A. Smith, 1880 <i>Crassinella lunulata</i> (Conrad, 1834)	See table 1 of this work F. Scarabino <i>et al.</i> (2006) and references therein	
<i>Crassinella maldonadoensis</i> (Pilsbry, 1897)	F. Scarabino <i>et al.</i> (2006) and references therein	
<i>Crassinella marplatensis</i> Castellanos, 1970	Figueiras & Sicardi (1980)	Taxonomic revision specially needed.
<b>Cuspidariidae</b>		
<i>Bathyneera hadalis</i> (Knudsen, 1970)	Allen and Morgan (1981), Allen (2008)	
<i>Cardiomya knudseni</i> (Allen and Morgan, 1981)	Allen and Morgan (1981), Allen (2008)	
<i>Cardiomya</i> sp.	F. Scarabino (2006) and references therein	Most records published as <i>C. cleryana</i> (d'Orbigny, 1842) or the supposed synonym <i>C. simillima</i> (E. A. Smith, 1915) but no adequate comparisons have been made by us or published yet (see F. Scarabino <i>et al.</i> 2006).
<i>Cuspidaria barnardi</i> Knudsen, 1970	Allen and Morgan (1981), Allen (2008)	
<i>Cuspidaria circinata</i> (Jeffreys, 1876)	Allen and Morgan (1981), Allen (2008)	
<i>Cuspidaria parva</i> Verrill and Bush, 1898	Allen and Morgan (1981), Allen (2008)	
<i>Cuspidaria platensis</i> (E. A. Smith, 1885)	E. A. Smith (1881)	
<i>Cuspidaria</i> spp.	Allen (2008), see SM1	Two species reported.

<b>Family/Species</b>	<b>Main references for the area</b>	<b>Observations</b>
<b>Cuspidariidae cont.</b>		
<i>Myonera alleni</i> Poutiers in Poutiers and Bernard, 1995	Allen and Morgan (1981), Allen (2008)	
<i>Myonera paucistriata</i> Dall, 1886	Allen and Morgan (1981), Allen (2008), Huber (2010)	
<i>Rhinoclama notabilis</i> (Jeffreys, 1876)	Allen (2008)	
<i>Tropidomya abbreviata</i> (Forbes, 1843)	Allen (2008)	
<b>Protocuspidariidae</b>		
<i>Protocuspidaria verityi</i> Allen and Morgan, 1981	Allen and Morgan (1981), Allen (2008)	
<i>Protocuspidaria</i> sp.	Allen (2008)	
<b>Verticordiidae</b>		
<i>Verticordia quadrata</i> E. A. Smith, 1885	Allen and Turner (1974), Allen (2008)	
<i>Verticordia</i> sp.	Allen (2008)	
<b>Lyonsiellidae</b>		
<i>Lyonsiella abyssicola</i> (G. O. Sars, 1872)	See SM1	
<i>Lyonsiella</i> sp.	See SM1	
<i>Policordia gemma</i> (Verrill, 1880)	See SM1	
<b>Poromyidae</b>		
<i>Cetoconcha bulla</i> (Dall, 1881) ?	See SM1	
<i>Poromya cymata</i> Dall, 1890	See table 1 of this study	



<b>Family/Species</b>	<b>Main references for the area</b>	<b>Observations</b>
<b>Pandoridae</b>		
<i>Pandora braziliensis</i> G. B. Sowerby II, 1874	Figueiras and Sicardi (1969), F. Scarabino (2003) and references therein, this study	
<i>Pandora</i> sp.	Figueiras and Sicardi (1980, as <i>Pandora patagonica</i> Dall, 1915).	The morphology of this species is close to <i>Pandora bushiana</i> Dall, 1886 and not to <i>P.</i> <i>patagonica</i> , the latter being close to <i>P.</i> <i>braziliensis</i> . <i>Pandora patagonica</i> has thus been misinterpreted at least by Uruguayan authors (V. Scarabino, 1977; Figueiras and Sicardi, 1980) as an elongated form.
<b>Lyonsiidae</b>		
<i>Entodesma patagonicum</i> (d'Orbigny, 1846)	F. Scarabino <i>et al.</i> (2006) and references therein	
<i>Lyonsia alvarezii</i> d'Orbigny, 1846	Pimenta and Oliveira (2013) and references therein	
<i>Lyonsia celeste</i> Pimenta & Oliveira, 2013	Pimenta and Oliveira (2013) and references therein	
<b>Thraciidae</b>		
<i>Bushia rushii</i> (Pilsbry, 1897)	F. Scarabino <i>et al.</i> (2006) and references therein	
<i>Asthenothaerus hemphilli</i> Dall, 1886	See SM1	
<i>Thracia similis</i> Couthouy, 1839	F. Scarabino <i>et al.</i> (2006) and references therein	We have not identified a second species of <i>Thracia</i> living in the area as Figueiras & Sicardi (1980) does.

<b>Family/Species</b>	<b>Main references for the area</b>	<b>Observations</b>
<b>Periplomatidae</b>		
<i>Periploma compressum</i> d'Orbigny, 1846	F. Scarabino <i>et al.</i> (2006) and references therein	
<i>Periploma ovatum</i> d'Orbigny, 1846	F. Scarabino <i>et al.</i> (2006) and references therein	
<b>Thyasiridae</b>		
<i>Thyasira atlantica</i> Payne and Allen, 1991	Payne and Allen (1991), Allen (2008)	
<i>Thyasira cf. trisinuata</i> (d'Orbigny, 1853)	Allen (2008), see SM1	
<i>Thyasira</i> spp.	Allen (2008), see SM1	Ten species reported.
<i>Parathyasira equalis</i> (Verrill and Bush, 1898)	Payne and Allen (1991), Allen (2008)	
<i>Parathyasira subequatoria</i> (Payne and Allen, 1991)	Payne and Allen (1991), Allen (2008)	
<i>Parathyasira subovata subovata</i> (Jeffreys, 1881)	Payne and Allen (1991), Allen (2008)	
<i>Axinulus brevis</i> (Verrill and Bush, 1898)	Payne and Allen (1991), Allen (2008)	
<i>Axinulus croulinensis</i> (Jeffreys, 1847)	Payne and Allen (1991), Allen (2008)	
<i>Mendicula ferruginosa</i> (Forbes, 1844)	Payne and Allen (1991), Allen (2008)	
<i>Mendicula inflata</i> (Payne and Allen, 1991)	Payne and Allen (1991), Allen (2008)	

Family/Species	Main references for the area	Observations
<b>Thyasiridae cont.</b>		
<i>Mendicula transversa</i> (Payne and Allen, 1991)	Payne and Allen (1991), Allen (2008)	
<i>Mendicula pygmaea</i> (Verrill and Bush, 1898)	Payne and Allen (1991), Allen (2008)	
<b>Lucinidae</b>		
<i>Parvilucina pectinella</i> (C. B. Adams, 1852)	See table 1 of this study	Taxonomic revision specially needed. Reported and illustrated from Southern Brazil either as <i>Pseudomiltha tixierae</i> Klein, 1967 (or <i>tixieri -in erro-</i> ) or <i>Myrtea lens</i> (e.g., Klein 1967, Kotzian 1983, Penna-Neme and Cruz-Natali 1984, Rios 1985), the latter being considered a senior synonym of the former by Penna-Neme and Cruz-Natali (1984). Although our material is very similar to <i>Loripes lens</i> Verrill & Smith ( <i>in</i> Verrill), 1880 (lectotype USNM 64270 designated and illustrated by Johnson 1989), we have not made yet direct comparisons. Cosel & Bouchet (2008) described the new genus <i>Dulcina</i> , allocating five Indo-Pacific species to it, and commented that <i>M. lens</i> resembles other species of that genus.
<i>Dulcina</i> cf. <i>lens</i> Verrill & Smith <i>in</i> Verrill, 1880	See table 1 of this study	
<i>"Epicodakia" falklandica</i> Dell, 1964	This study	Generic allocation uncertain.
<i>Graecina</i> sp.	This study	
<i>Lucinoma</i> sp.	This study	

<b>Family/Species</b>	<b>Main references for the area</b>	<b>Observations</b>
<b>Gastrochaenidae</b>		
<i>Lamychaena cf. hians</i> (Gmelin, 1791)	F. Scarabino <i>et al.</i> (2006) and references therein	Taxonomic revision specially needed. See Simone <i>et al.</i> (2015).
<b>Lasaeidae</b>		
<i>Lasaea</i> sp.	F. Scarabino <i>et al.</i> (2006) and references therein	Figueiras & Sicardi (1980) mentioned <i>Aligena</i> sp. (Lasaeidae) and <i>Kidderia</i> sp. (Cyamiidae) without much detail. One of us (JCZ) examined this material (now in the private collection of Jorge Broggi, Montevideo), a proved to be poorly preserved singletons/doubletons. This material may even correspond to material collected associated to drifting kelps ( <i>Macrocystis pyrifera</i> ), i. e. not living in the area (see e. g. comments on <i>Perumytilus purpuratus</i> in this study).
<b>Kelliidae</b>		
<i>Kellia</i> sp.	F. Scarabino <i>et al.</i> (2006) and references therein, this study	There may be two species involved, one in the inner shelf and another in the outer shelf, given the different biogeographic features of both zones.
<b>Montacutidae</b>		
<i>Kurtiella tumidula</i> (Jeffreys, 1866) <i>Mysella</i> spp.	Allen (2000a), see SM1 F. Scarabino <i>et al.</i> (2006) and references therein	Two species reported.

<b>Family/Species</b>	<b>Main references for the area</b>	<b>Observations</b>
?		
Galeommatoidea indet. 1	F. Scarabino <i>et al.</i> (2006)	
Galeommatoidea indet. 2	F. Scarabino <i>et al.</i> (2006)	
<b>Hiatellidae</b>		
<i>Hiatella</i> sp.	F. Scarabino <i>et al.</i> (2006) and references therein, this study	There may be two species involved, one in the inner shelf and another in the outer shelf, given the different biogeographic features of both zones.
<i>Panopea abbreviata</i> Valenciennes, 1839	F. Scarabino <i>et al.</i> (2006) and references therein, Signorelli and Alfaya (2014)	
<b>Solenidae</b>		
<i>Solen tehuelchus</i> Hanley, 1842	F. Scarabino <i>et al.</i> (2006) and references therein	We support the existence of an undescribed species of <i>Solen</i> (unnamed Brazilian <i>Ensisolen</i> , see Huber, 2010) but we reject the concept that it inhabits the Uruguayan coast. The original spelling <i>Solen thuelcha</i> (see Coan & Kabat, 2012) is incorrect, since it refers to the Tehuelches or Patagones, Ameridians from Patagonia.

<b>Family/Species</b>	<b>Main references for the area</b>	<b>Observations</b>
<b>Cardiidae</b>		
<i>Trachycardium manuelyi</i> Prado, 1993	This study and associated references	This species has been referred for Uruguayan waters as <i>Trachycardium muricatum</i> (Born, 1778) (F. Scarabino 2003, F. Scarabino 2006 and references therein). Detailed demonstration of the identity of Cardiidae present in temperate waters of South America not yet published.
<b>Tellinidae</b>		
<i>Psammacoma uruguayensis</i> (E. A. Smith, 1885)	F. Scarabino <i>et al.</i> (2006) and references therein	
<i>Psammotreta brevifrons</i> (Say, 1834)	F. Scarabino <i>et al.</i> (2006) and references therein	Taxonomic revision specially needed.
<i>Tellina alerta</i> Boss, 1964	Figueiras and Sicardi (1980)	
<i>Tellina gibber</i> Ihering, 1907	F. Scarabino <i>et al.</i> (2006) and references therein	
<i>Tellina iheringi</i> Dall, 1900	F. Scarabino <i>et al.</i> (2006) and references therein	
<i>Tellina petitiana</i> d'Orbigny, 1845	F. Scarabino <i>et al.</i> (2006) and references therein	
<i>Scissula sandix</i> (Boss, 1968)	See table 1 of this study	



<b>Family/Species</b>	<b>Main references for the area</b>	<b>Observations</b>
<b>Tellinidae cont.</b>		
<i>Strigilla</i> sp.	F. Scarabino <i>et al.</i> (2006) and references therein	Taxonomic revision specially needed. Although historically referred under the names <i>Strigilla rombergii</i> Mörch, 1853 or <i>Strigilla carnaria</i> (Linnaeus, 1758) (see Boss, 1969; Figueiras & Sicardi, 1980 and references therein), initial comparisons of the material from Uruguayan waters here made do not allow to indentify it with any of the described species of <i>Strigilla</i> from the Western Atlantic.
<b>Donacidae</b>		
<i>Donax gemmula</i> Morrison, 1971	See table 1 of this study	Figueiras & Sicardi (1980) mentioned <i>Donax</i> sp., similar to <i>D. gemmula</i> . We have not detected such species.
<i>Donax hanleyanus</i> Philippi, 1847	F. Scarabino <i>et al.</i> (2006) and references therein	
<b>Semelidae</b>		
<i>Abra uruguayensis</i> (Pilsbry, 1897)	F. Scarabino <i>et al.</i> (2006) and references therein	Taxonomic revision specially needed; the material of <i>Abra</i> from the inner Uruguayam shelf seems to correspond to only one, somewhat variable species, which seems to correlate with the records of <i>Abra lioica</i> from there (e. g. Barattini & Ureta 1961, Figueiras & Sicardi 1969, Figueiras & Sicardi 1980).
<i>Semele casali</i> Doello-Jurado, 1949	F. Scarabino <i>et al.</i> (2006) and references therein	

<b>Family/Species</b>	<b>Main references for the area</b>	<b>Observations</b>
<b>Semelidae cont.</b>		
<i>Semele martinii</i> (Reeve, 1853) <i>Semele proficua</i> (Pulteney, 1799)	See table 1 of this study F. Scarabino <i>et al.</i> (2006) and references therein	Taxonomic revision specially needed.
<b>Solecurtidae</b>		
<i>Tagelus plebeius</i> (Lightfoot, 1786)	F. Scarabino <i>et al.</i> (2006) and references therein	Taxonomic revision specially needed.
<b>Teredinidae</b>		
<i>Bankia fimbriatula</i> Moll and Roch, 1931 <i>Bankia gouldi</i> (Bartsch, 1908)	This study This study and associated references	Cryptogenic Cryptogenic
<i>Nausitora fusticulus</i> (Jeffreys, 1860)	This study and associated references	Cryptogenic
<i>Teredo bartschi</i> Clapp, 1923	This study and associated references	Cryptogenic
<i>Teredo navalis</i> Linnaeus, 1758	This study and associated references	Non-native
<b>Pholadidae</b>		
<i>Barnea lamellosa</i> (d'Orbigny, 1841)	F. Scarabino <i>et al.</i> (2006) and references therein	
<i>Cyrtoleura lanceolata</i> (d'Orbigny, 1841)	F. Scarabino <i>et al.</i> (2006) and references therein	
<i>Netastoma darwinii</i> (G. B. Sowerby II, 1849)	F. Scarabino <i>et al.</i> (2006) and references therein	
<i>Pholas campechiensis</i> Gmelin, 1791	See table 1 of this study	

<b>Family/Species</b>	<b>Main references for the area</b>	<b>Observations</b>
<b>Myidae</b>		
<i>Sphenia fragilis</i> (H. Adams & A. Adams, 1854)	F. Scarabino <i>et al.</i> (2006) and references therein, Pastorino and Bagur (2011)	
<b>Corbulidae</b>		
<i>Caryocorbula caribaea</i> (d'Orbigny, 1853)	F. Scarabino <i>et al.</i> (2006) and references therein	Taxonomic revision specially needed.
<i>Corbula patagonica</i> d'Orbigny, 1845	F. Scarabino <i>et al.</i> (2006) and references therein	
<i>Corbula tryoni</i> E. A. Smith, 1880	F. Scarabino <i>et al.</i> (2006) and references therein	
<i>Corbula lyoni</i> Pilsbry, 1897	F. Scarabino <i>et al.</i> (2006) and references therein	Huber (2010) and some previous authors synonymized this species with <i>Corbula pulchella</i> Philippi, 1893, a Miocene taxon scarcely known. We consider this synonymization premature, although similarity between both species are evident.
<i>Corbula uruguayensis</i> Marshall, 1928	F. Scarabino <i>et al.</i> (2006) and references therein	Taxonomic revision specially needed. Considered valid by Huber (2010) and as <i>Corbula contracta</i> Say, 1822 or as a synonym of <i>C. caribaea</i> by Uruguayan and Argentinean authors (see F. Scarabino, 2003, Huber, 2010, Arruda, pers. com; F. Scarabino and Zaffaroni, pers. obs.).
<i>Erodona mactroides</i> Daudin in Bosc, 1801	F. Scarabino <i>et al.</i> (2006) and references therein	

<b>Family/Species</b>	<b>Main references for the area</b>	<b>Observations</b>
<b>Mastridae</b>		
<i>Mastra guidoi</i> Signorelli & F. Scarabino, 2010	F. Scarabino <i>et al.</i> (2006) and references therein, Signorelli and F. Scarabino (2010)	
<i>Mastra isabelleana</i> d'Orbigny, 1846	F. Scarabino <i>et al.</i> (2006) and references therein, Signorelli and Pastorino (2012)	We have not identified material of <i>Mastra petiti</i> d'Orbigny, 1846 among hundreds of lots of Mastridae from the Uruguayan coast; the records for the Uruguayan coast by Signorelli & Pastorino (2012) must be reviewed.
<i>Mastra marplatensis</i> Doello-Jurado, 1949	F. Scarabino <i>et al.</i> (2006) and references therein, Signorelli and Pastorino (2012)	
<i>Mactrella janeiroensis</i> (E. A. Smith, 1915)	F. Scarabino <i>et al.</i> (2006) and references therein, Signorelli and Pastorino (2012)	
<i>Raeta plicatella</i> (Lamarck, 1818)	F. Scarabino <i>et al.</i> (2006) and references therein, Signorelli and Pastorino (2012)	
<b>Mesodesmatidae</b>		
<i>Mesodesma mactroides</i> Reeve, 1854	F. Scarabino <i>et al.</i> (2006) and references therein	Included in the new genus <i>Amarilladesma</i> by Huber (2010).

<b>Family/Species</b>	<b>Main references for the area</b>	<b>Observations</b>
<b>Ungulinidae</b>		
<i>Diplodonta patagonica</i> (d'Orbigny, 1842)	Layerle and V. Scarabino (1984)	
<i>Felaniella vilardeboena</i> (d'Orbigny, 1845)	F. Scarabino <i>et al.</i> (2006) and references therein	
<i>Phlyctiderma semiaspera</i> (Philippi, 1836)	F. Scarabino <i>et al.</i> (2006) and references therein	
<b>Vesicomyiidae</b>		
<i>Callogonia birmani</i> Domaneschi and Lopes, 1990	This study	
<i>Isorropodon elongatum</i> (Allen, 2001)	Allen (2001), but see Cosel and Salas (2001), Allen (2008)	
<i>Vesicomya atlantica</i> (E. A. Smith, 1885)	Allen (2001), but see Cosel and Salas (2001), Allen (2008)	
<b>Kelliellidae</b>		
<i>Kelliella</i> spp.	Allen (2008)	Two species reported.
<b>Neoleptonidae</b>		
<i>Neolepton profundorum</i> Allen, 2000	Allen (2000b), Allen (2008)	
<i>Neolepton</i> sp.	Allen (2008)	
<b>Veneridae</b>		
<i>Ameghinomya antiqua</i> (King, 1832)	See table 1 of this study	
<i>Amiantis purpurata</i> (Lamarck, 1818)	F. Scarabino <i>et al.</i> (2006) and references therein	

Family/Species	Main references for the area	Observations
<b>Veneridae cont.</b>		
<i>Eutivela isabelleana</i> (d'Orbigny, 1846)	F. Scarabino <i>et al.</i> (2006) and references therein	We consider that the differences and variability between/of the two species or forms of <i>Eutivela</i> , namely <i>Eutivela dentaria</i> (Lamarck, 1818) (= <i>Meretrix iheringi</i> Dall, 1891) and <i>E. isabelleana</i> (= <i>Meretrix perplexa</i> Dall, 1891) have not been adequately characterized. We therefore retain <i>E. isabelleana</i> for the Uruguayan waters (its type locality) and we follow Lamy and Fischer-Piette (1937) and Fischer-Piette and Fischer II (1942) instead of Huber (2010). Previous records of <i>E. dentaria</i> from Uruguayan coast (e. g. Figueiras and Sicardi, 1969) are based on worn valves of <i>E. isabelleana</i> (F. Scarabino <i>et al.</i> 2006).
<i>Pitar patagonicus</i> (d'Orbigny, 1842)	F. Scarabino <i>et al.</i> (2006) and references therein	We follow Huber (2010), who called the attention to the fact that <i>Venus patagonica</i> is a senior synonym of the well known name <i>Pitar rostratus</i> .
<i>Retrotapes exalbida</i> (Dillwyn, 1817)	See table 1 of this study	
<i>Tivela zonaria</i> (Lamarck, 1818)	See table 1 of this study	
<i>Transenpitar americanus</i> Doello-Jurado, 1951	F. Scarabino <i>et al.</i> (2006) and references therein	
<i>Petricola dactylus</i> G. B. Sowerby I, 1823	F. Scarabino <i>et al.</i> (2006) and references therein	



Family/Species	Main references for the area	Observations
<b>Veneridae cont.</b>		
<i>Petricola cf. lapicida</i> (Gmelin, 1791)	F. Scarabino <i>et al.</i> (2006) and references therein, Huber (2010)	
<i>Petricolaria stellae</i> (Narchi, 1975)	F. Scarabino <i>et al.</i> (2006) and references therein	Huber (2010) considered <i>Petricolaria serrata</i> (Deshayes, 1853) senior synonym of this species. We retain <i>P. stellae</i> , waiting for a more detailed study about that issue.

### Acknowledgements

We acknowledge J. Broggi (Sociedad Malacológica del Uruguay) for the kind access given to J. C. Zaffaroni for examining material studied by A. Figueiras, now in his private collection. We also thank E. P. de Arruda, E. Glover, C. D. C. Oliveira, A. Sartori and J. D. Taylor for general or particular discussion/suggestions concerning the taxonomy of Uruguayan bivalves.

### Literature cited (not mentioned elsewhere in this study; see the main text for other references cited in this document)

- Adami, M. L., Pastorino, G. and J. M. (Lobo) Orensanz. 2013. Phenotypic differentiation of ecologically significant *Brachidontes* species co-occurring in intertidal mussel beds from the southwestern Atlantic. *Malacologia* **56**: 59–67.
- Boss, K. J. 1969. The genus *Strigilla* in the Western Atlantic. *Johnsonia* **4**: 345–368.
- Coan E.V. and A. R. Kabat. 2012. The malacological works and taxa of Sylvania Hanley (1819-1899). *Malacologia* **55**: 285–359.
- Cosel, R. von and P. Bouchet. 2008. Tropical deep-water lucinids (Mollusca: Bivalvia) from the Indo-Pacific: Essentially unknown, but diverse and occasionally gigantic. In: Héros, V., Cowie, R., and P. Bouchet, eds., Tropical Deep Sea Benthos, Vol. 25. *Mémoires du Muséum, National d'Histoire Naturelle*, Paris **196**: 115–213.

- Figueiras, A. 1976 (“1975”). Revisión de las especies uruguayas de la Subclase Paleotaxodonta Korobkov, 1954 (Mollusca - Bivalvia). *Comunicaciones de la Sociedad Malacológica del Uruguay* **4**: 59–92. [In Spanish]
- Fischer-Piette, E. and P.-H. Fischer II. 1942. Révision des espèces vivants de *Tivela* et *Eutivela* du Muséum National d’Histoire Naturelle. *Journal de Conchyliologie*, **4** sér. 39, **85**: 5–49. [In French]
- Johnson, R. I. 1989. Molluscan taxa of Addison Emery Verrill and Katherine Jeannette Bush, including those introduced by Sanderson Smith and Alpheus Hyatt Verrill. *Occasional Papers on Mollusks* **5**: 1–143.
- Klein, J. C. 1967. II Mollusques Lamellibranches: Lucinacea. Campagne Calypso au large des côtes Atlantiques de l’Amérique du Sud (1961-1962). *Résultats scientifiques des Campagnes de la "Calypso"* **8**: 193–198. [In French]
- Kotzian, C. B. 1983. Contribuição ao estudo da Família Lucinidae (Mollusca-Bivalvia) na plataforma continental brasileira. *Pesquisas em Geociências* **15**: 150–174. [In Portuguese]
- Lamy, E. and E. Fischer-Piette. 1937. Notes sure les espèces Lamarckiennes de *Tivela* (Moll. Lamellibr.). *Bulletin du Muséum National d’Histoire Naturelle* (2e Série), **9**: 77–81. [In French]
- Milstein, A., Juanicó, M. and J. Olazarri. 1976. Algunas asociaciones bentónicas frente a las costas de Rocha, Uruguay. Resultados de la campaña del R/V “Hero”, viaje 72-3A. *Comunicaciones de la Sociedad Malacológica del Uruguay* **4**:143–164. [In Spanish]
- Penna-Neme, L. and M. L. Cruz-Natali. 1984. *Phacoides* (*Parvilucina*) *coupoisi* Klein, 1967, novo sinônimo de *Codakia* (*Ctena*) *pectinella* (C. B. Adams, 1852), e algumas considerações sobre os Lucinidae brasileiros (Mollusca, Bivalvia). *Papéis Avulsos de Zoologia* **35**: 153–158. [In Portuguese]
- Shilts, M. H., Pascual, M. S. and D. Ó. Foighil. 2007. Systematic, taxonomic and biogeographic relationships of Argentine flat oysters. *Molecular Phylogenetics and Evolution* **44**: 467–473.
- Signorelli, J. H. and J. E. F. Alfaya. 2014. *Panopea abbreviata* (Bivalvia: Hiatellidae) in the Southwestern Atlantic Ocean, taxonomic revision and anatomy. *Malacologia* **57**: 279–293.